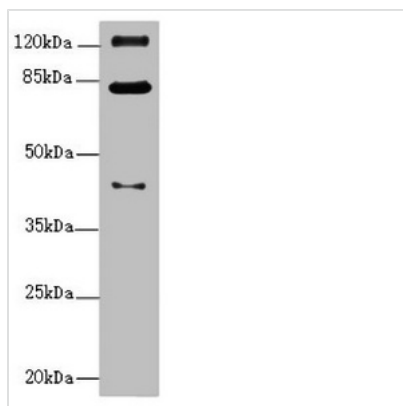




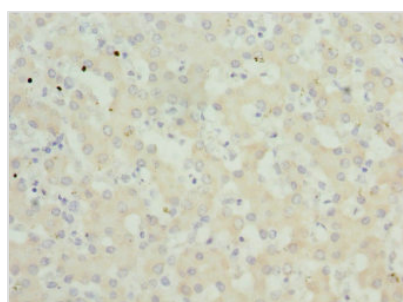
PEX3 Antibody

Product Code	CSB-PA017804ESR2HU
Storage	Upon receipt, store at -20°C or -80°C. Avoid repeated freeze.
Uniprot No.	P56589
Immunogen	Recombinant Human Peroxisomal biogenesis factor 3 protein (144-373AA)
Raised In	Rabbit
Species Reactivity	Human, Mouse
Tested Applications	ELISA, WB, IHC; Recommended dilution: WB:1:1000-1:5000, IHC:1:20-1:200
Form	Liquid
Conjugate	Non-conjugated
Storage Buffer	PBS with 0.02% sodium azide, 50% glycerol, pH7.3.
Purification Method	Antigen Affinity Purified
Isotype	IgG
Clonality	Polyclonal
Alias	Peroxisomal biogenesis factor 3 (Peroxin-3) (Peroxisomal assembly protein PEX3), PEX3
Immunogen Species	Homo sapiens (Human)
Research Area	Tags & Cell Markers
Target Names	PEX3

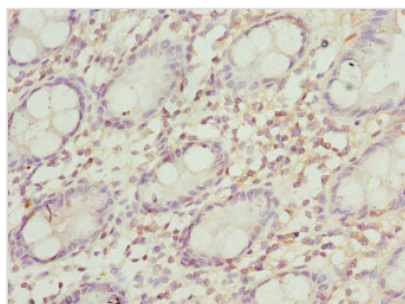
Image



Western blot
 All lanes: PEX3 antibody at 1.11µg/ml + Mouse kidney tissue
 Secondary
 Goat polyclonal to rabbit IgG at 1/10000 dilution
 Predicted band size: 42 kDa
 Observed band size: 42, 82, 125 kDa



Immunohistochemistry of paraffin-embedded human liver tissue using CSB-PA017804ESR2HU at dilution of 1:100



Immunohistochemistry of paraffin-embedded human colon tissue using CSB-PA017804ESR2HU at dilution of 1:100

Usage

For Research Use Only. Not for use in diagnostic or therapeutic procedures.