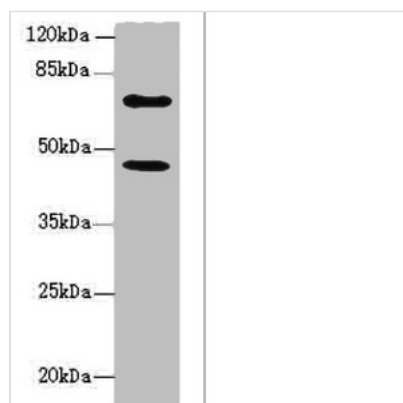




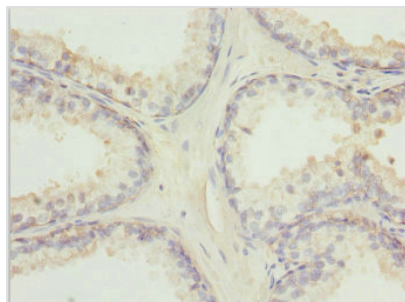
TM9SF1 Antibody

Product Code	CSB-PA023626ESR1HU
Storage	Upon receipt, store at -20°C or -80°C. Avoid repeated freeze.
Uniprot No.	O15321
Immunogen	Recombinant Human Transmembrane 9 superfamily member 1 protein (28-230AA)
Raised In	Rabbit
Species Reactivity	Human
Tested Applications	ELISA, WB, IHC; Recommended dilution: WB:1:1000-1:5000, IHC:1:20-1:200
Form	Liquid
Conjugate	Non-conjugated
Storage Buffer	PBS with 0.02% sodium azide, 50% glycerol, pH7.3.
Purification Method	Antigen Affinity Purified
Isotype	IgG
Clonality	Polyclonal
Alias	Transmembrane 9 superfamily member 1 (MP70 protein family member) (hMP70), TM9SF1
Immunogen Species	Homo sapiens (Human)
Research Area	Cell Biology
Target Names	TM9SF1

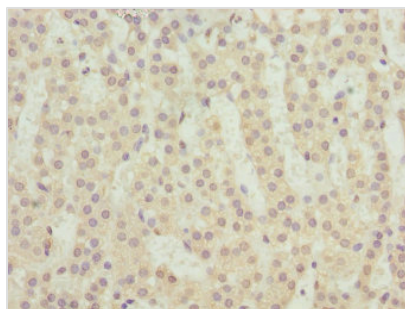
Image



Western blot
 All lanes: TM9SF1 antibody at 6.93μg/ml + U251 whole cell lysate
 Secondary
 Goat polyclonal to rabbit IgG at 1/10000 dilution
 Predicted band size: 69, 56 kDa
 Observed band size: 69, 46 kDa



Immunohistochemistry of paraffin-embedded human prostate cancer using CSB-PA023626ESR1HU at dilution of 1:100



Immunohistochemistry of paraffin-embedded human adrenal gland tissue using CSB-PA023626ESR1HU at dilution of 1:100