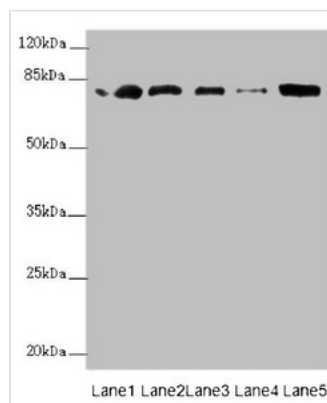




# ZBTB48 Antibody

<b>Product Code</b>	CSB-PA026340DSR2HU
<b>Storage</b>	Upon receipt, store at -20°C or -80°C. Avoid repeated freeze.
<b>Uniprot No.</b>	P10074
<b>Immunogen</b>	Recombinant Human Telomere zinc finger-associated protein (1-280AA)
<b>Raised In</b>	Rabbit
<b>Species Reactivity</b>	Human, Mouse
<b>Tested Applications</b>	ELISA, WB, IHC; Recommended dilution: WB:1:1000-1:5000, IHC:1:20-1:200
<b>Form</b>	Liquid
<b>Conjugate</b>	Non-conjugated
<b>Storage Buffer</b>	PBS with 0.02% sodium azide, 50% glycerol, pH7.3.
<b>Purification Method</b>	Antigen Affinity Purified
<b>Isotype</b>	IgG
<b>Clonality</b>	Polyclonal
<b>Alias</b>	Telomere zinc finger-associated protein (TZAP) (Krueppel-related zinc finger protein 3) (hKR3) (Zinc finger and BTB domain-containing protein 48) (Zinc finger protein 855), ZBTB48, HKR3 TZAP ZNF855
<b>Immunogen Species</b>	Homo sapiens (Human)
<b>Research Area</b>	Epigenetics and Nuclear Signaling
<b>Target Names</b>	ZBTB48

## Image



### Western blot

All lanes: ZBTB48 antibody at 0.31µg/ml

Lane 1: 293T whole cell lysate

Lane 2: K562 whole cell lysate

Lane 3: HepG2 whole cell lysate

Lane 4: U251 whole cell lysate

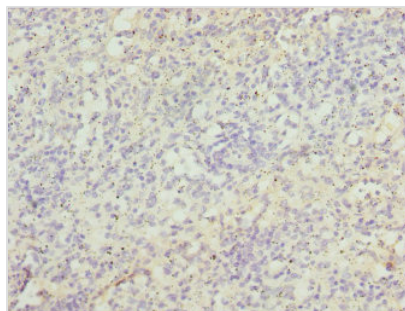
Lane 5: Mouse liver tissue

Secondary

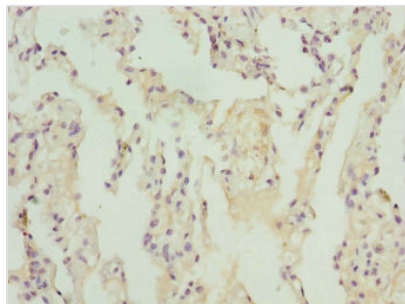
Goat polyclonal to rabbit IgG at 1/10000 dilution

Predicted band size: 77 kDa

Observed band size: 77 kDa



Immunohistochemistry of paraffin-embedded human spleen tissue using CSB-PA026340DSR2HU at dilution of 1:100



Immunohistochemistry of paraffin-embedded human lung tissue using CSB-PA026340DSR2HU at dilution of 1:100

## Usage

For Research Use Only. Not for use in diagnostic or therapeutic procedures.