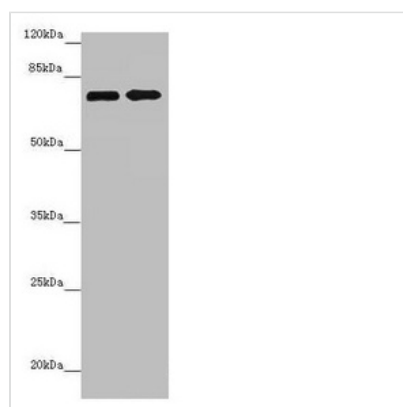




# ZNF264 Antibody

<b>Product Code</b>	CSB-PA026622ESR1HU
<b>Storage</b>	Upon receipt, store at -20°C or -80°C. Avoid repeated freeze.
<b>Uniprot No.</b>	O43296
<b>Immunogen</b>	Recombinant Human Zinc finger protein 264 protein (1-220AA)
<b>Raised In</b>	Rabbit
<b>Species Reactivity</b>	Human
<b>Tested Applications</b>	ELISA, WB, IHC; Recommended dilution: WB:1:1000-1:5000, IHC:1:20-1:200
<b>Form</b>	Liquid
<b>Conjugate</b>	Non-conjugated
<b>Storage Buffer</b>	PBS with 0.02% sodium azide, 50% glycerol, pH7.3.
<b>Purification Method</b>	Antigen Affinity Purified
<b>Isotype</b>	IgG
<b>Clonality</b>	Polyclonal
<b>Alias</b>	Zinc finger protein 264, ZNF264, KIAA0412
<b>Immunogen Species</b>	Homo sapiens (Human)
<b>Research Area</b>	Others
<b>Target Names</b>	ZNF264

## Image



### Western blot

All lanes: ZNF264 antibody at 2.07µg/ml

Lane 1: Jurkat whole cell lysate

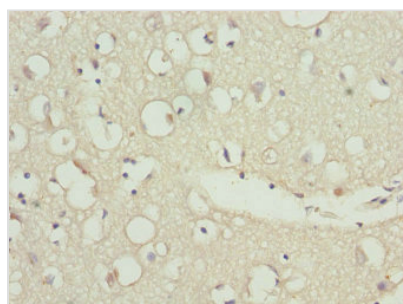
Lane 2: 293T whole cell lysate

Secondary

Goat polyclonal to rabbit IgG at 1/10000 dilution

Predicted band size: 71 kDa

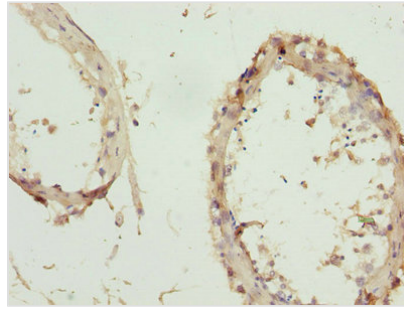
Observed band size: 71 kDa



Immunohistochemistry of paraffin-embedded

human brain tissue using CSB-

PA026622ESR1HU at dilution of 1:100



Immunohistochemistry of paraffin-embedded human testis tissue using CSB-PA026622ESR1HU at dilution of 1:100

---

**Usage**

For Research Use Only. Not for use in diagnostic or therapeutic procedures.