




ZNF324 Antibody

Product Code	CSB-PA026673ESR2HU
Storage	Upon receipt, store at -20°C or -80°C. Avoid repeated freeze.
Uniprot No.	O75467
Immunogen	Recombinant Human Zinc finger protein 324A protein (1-270AA)
Raised In	Rabbit
Species Reactivity	Human
Tested Applications	ELISA, WB, IHC; Recommended dilution: WB:1:1000-1:5000, IHC:1:20-1:200
Form	Liquid
Conjugate	Non-conjugated
Storage Buffer	PBS with 0.02% sodium azide, 50% glycerol, pH7.3.
Purification Method	Antigen Affinity Purified
Isotype	IgG
Clonality	Polyclonal
Alias	Zinc finger protein 324A (Zinc finger protein ZF5128), ZNF324, ZNF324A
Immunogen Species	Homo sapiens (Human)
Research Area	Epigenetics and Nuclear Signaling
Target Names	ZNF324

Image



Western blot

All lanes: ZNF324antibody at 1.57µg/ml

Lane 1: A549 whole cell lysate

Lane 2: 293T whole cell lysate

Lane 3: MCF-7 whole cell lysate

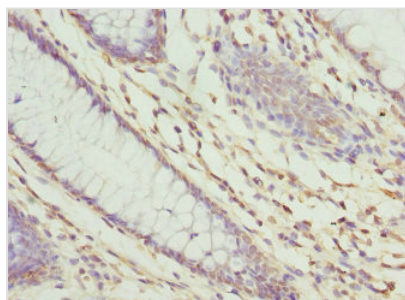
Lane 4: Jurkat whole cell lysate

Secondary

Goat polyclonal to rabbit IgG at 1/10000 dilution

Predicted band size: 61 kDa

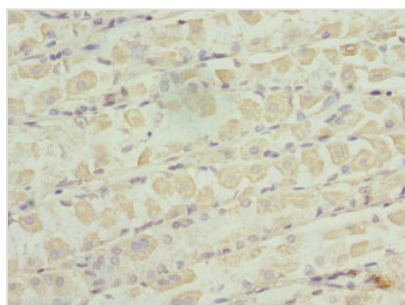
Observed band size: 61 kDa



Immunohistochemistry of paraffin-embedded

human colon cancer using CSB-

PA026673ESR2HU at dilution of 1:100



Immunohistochemistry of paraffin-embedded human gastric cancer using CSB-PA026673ESR2HU at dilution of 1:100

Usage

For Research Use Only. Not for use in diagnostic or therapeutic procedures.