




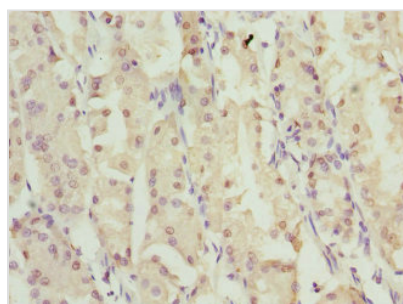
ZNF549 Antibody

Product Code	CSB-PA026830ESR2HU
Storage	Upon receipt, store at -20°C or -80°C. Avoid repeated freeze.
Uniprot No.	Q6P9A3
Immunogen	Recombinant Human Zinc finger protein 549 protein (1-280AA)
Raised In	Rabbit
Species Reactivity	Human
Tested Applications	ELISA, WB, IHC; Recommended dilution: WB:1:1000-1:5000, IHC:1:20-1:200
Form	Liquid
Conjugate	Non-conjugated
Storage Buffer	PBS with 0.02% sodium azide, 50% glycerol, pH7.3.
Purification Method	Antigen Affinity Purified
Isotype	IgG
Clonality	Polyclonal
Alias	Zinc finger protein 549, ZNF549
Immunogen Species	Homo sapiens (Human)
Research Area	Others
Target Names	ZNF549

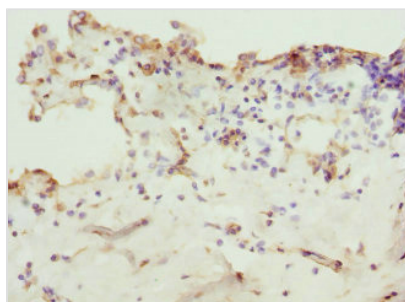
Image



Western blot
 All lanes: ZNF549 antibody at 1.09µg/ml + A549 whole cell lysate
 Secondary
 Goat polyclonal to rabbit IgG at 1/10000 dilution
 Predicted band size: 75, 73 kDa
 Observed band size: 75 kDa



Immunohistochemistry of paraffin-embedded human gastric cancer using CSB-PA026830ESR2HU at dilution of 1:100



Immunohistochemistry of paraffin-embedded human breast cancer using CSB-PA026830ESR2HU at dilution of 1:100

Usage

For Research Use Only. Not for use in diagnostic or therapeutic procedures.