




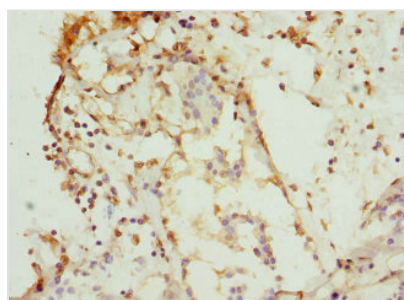
CSNK1G1 Antibody

Product Code	CSB-PA888030ESR2HU
Storage	Upon receipt, store at -20°C or -80°C. Avoid repeated freeze.
Uniprot No.	Q9HCP0
Immunogen	Recombinant Human Casein kinase I isoform gamma-1 protein (298-422AA)
Raised In	Rabbit
Species Reactivity	Human
Tested Applications	ELISA, WB, IHC; Recommended dilution: WB:1:1000-1:5000, IHC:1:20-1:200
Form	Liquid
Conjugate	Non-conjugated
Storage Buffer	PBS with 0.02% sodium azide, 50% glycerol, pH7.3.
Purification Method	Antigen Affinity Purified
Isotype	IgG
Clonality	Polyclonal
Alias	Casein kinase I isoform gamma-1 (CKI-gamma 1) (EC 2.7.11.1), CSNK1G1
Immunogen Species	Homo sapiens (Human)
Research Area	Signal Transduction
Target Names	CSNK1G1

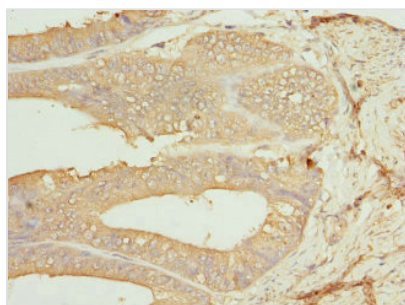
Image



Western blot
 All lanes: CSNK1G1 antibody at 1.13µg/ml
 Lane 1: Jurkat whole cell lysate
 Lane 2: Hela whole cell lysate
 Lane 3: MCF-7 whole cell lysate
 Secondary
 Goat polyclonal to rabbit IgG at 1/10000 dilution
 Predicted band size: 49, 46 kDa
 Observed band size: 49 kDa



Immunohistochemistry of paraffin-embedded human breast cancer using CSB-PA888030ESR2HU at dilution of 1:100



Immunohistochemistry of paraffin-embedded human endometrial cancer using CSB-PA888030ESR2HU at dilution of 1:100

Usage

For Research Use Only. Not for use in diagnostic or therapeutic procedures.