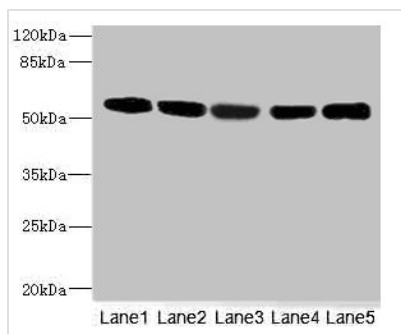




FRK Antibody

Product Code	CSB-PA008988ESR1HU
Storage	Upon receipt, store at -20°C or -80°C. Avoid repeated freeze.
Uniprot No.	P42685
Immunogen	Recombinant Human Tyrosine-protein kinase FRK protein (1-220AA)
Raised In	Rabbit
Species Reactivity	Human
Tested Applications	ELISA, WB, IHC; Recommended dilution: WB:1:1000-1:5000, IHC:1:20-1:200
Form	Liquid
Conjugate	Non-conjugated
Storage Buffer	PBS with 0.02% sodium azide, 50% glycerol, pH7.3.
Purification Method	Antigen Affinity Purified
Isotype	IgG
Clonality	Polyclonal
Alias	Tyrosine-protein kinase FRK (EC 2.7.10.2) (FYN-related kinase) (Nuclear tyrosine protein kinase RAK) (Protein-tyrosine kinase 5), FRK, PTK5 RAK
Immunogen Species	Homo sapiens (Human)
Research Area	Cell Biology
Target Names	FRK

Image



Western blot

All lanes: FRKantibody at 3.13μg/ml

Lane 1: HeLa whole cell lysate

Lane 2: 293T whole cell lysate

Lane 3: K562 whole cell lysate

Lane 4: MCF-7 whole cell lysate

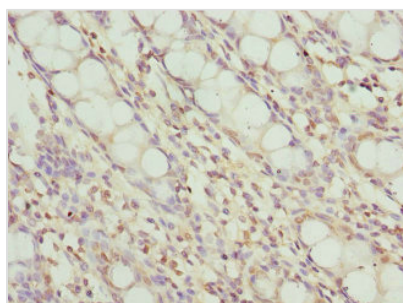
Lane 5: HepG2 whole cell lysate

Secondary

Goat polyclonal to rabbit IgG at 1/10000 dilution

Predicted band size: 59, 42 kDa

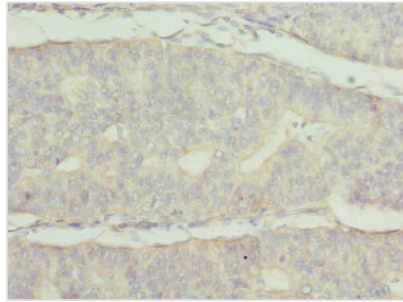
Observed band size: 59 kDa



Immunohistochemistry of paraffin-embedded

human colon tissue using CSB-

PA008988ESR1HU at dilution of 1:100



Immunohistochemistry of paraffin-embedded human endometrial cancer using CSB-PA008988ESR1HU at dilution of 1:100

Usage

For Research Use Only. Not for use in diagnostic or therapeutic procedures.