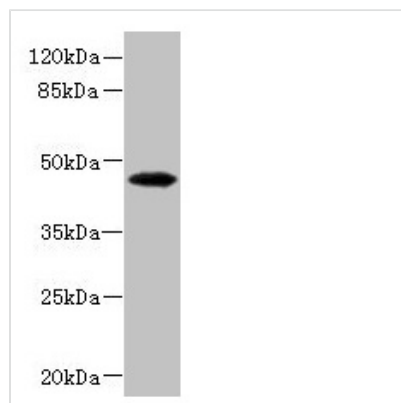




PHKG2 Antibody

Product Code	CSB-PA017928ESR2HU
Storage	Upon receipt, store at -20°C or -80°C. Avoid repeated freeze.
Uniprot No.	P15735
Immunogen	Recombinant Human Phosphorylase b kinase gamma catalytic chain, liver/testis isoform protein (237-406AA)
Raised In	Rabbit
Species Reactivity	Human
Tested Applications	ELISA, WB, IHC; Recommended dilution: WB:1:1000-1:5000, IHC:1:20-1:200
Form	Liquid
Conjugate	Non-conjugated
Storage Buffer	PBS with 0.02% sodium azide, 50% glycerol, pH7.3.
Purification Method	Antigen Affinity Purified
Isotype	IgG
Clonality	Polyclonal
Alias	Phosphorylase b kinase gamma catalytic chain, liver/testis isoform (PHK-gamma-LT) (PHK-gamma-T) (EC 2.7.11.19) (PSK-C3) (Phosphorylase kinase subunit gamma-2), PHKG2
Immunogen Species	Homo sapiens (Human)
Research Area	Signal Transduction
Target Names	PHKG2

Image



Western blot

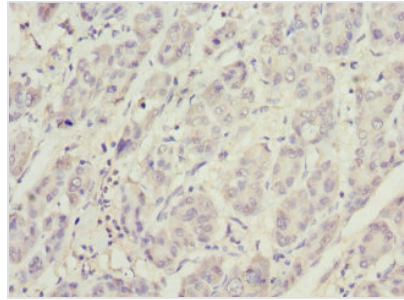
All lanes: PHKG2 antibody at 3.4µg/ml + HepG2 whole cell lysate

Secondary

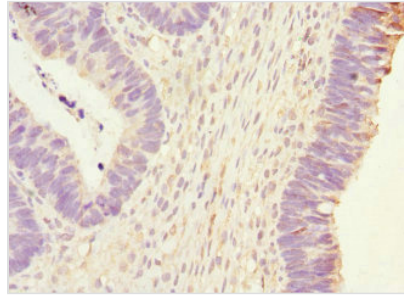
Goat polyclonal to rabbit IgG at 1/10000 dilution

Predicted band size: 47, 44 kDa

Observed band size: 47 kDa



Immunohistochemistry of paraffin-embedded human liver cancer using CSB-PA017928ESR2HU at dilution of 1:100



Immunohistochemistry of paraffin-embedded human ovarian cancer using CSB-PA017928ESR2HU at dilution of 1:100

Usage

For Research Use Only. Not for use in diagnostic or therapeutic procedures.