PIP5K1A Antibody

Product Code	CSB-PA859110ESR1HU
Storage	Upon receipt, store at -20°C or -80°C. Avoid repeated freeze.
Uniprot No.	Q99755
Immunogen	Recombinant Human Phosphatidylinositol 4-phosphate 5-kinase type-1 alpha protein (293-562AA)
Raised In	Rabbit
Species Reactivity	Human, Mouse
Tested Applications	ELISA, WB, IHC; Recommended dilution: WB:1:1000-1:5000, IHC:1:20-1:200
Form	Liquid
Conjugate	Non-conjugated
Storage Buffer	PBS with 0.02% sodium azide, 50% glycerol, pH7.3.
Purification Method	Antigen Affinity Purified
Isotype	IgG
Clonality	Polyclonal
Alias	Phosphatidylinositol 4-phosphate 5-kinase type-1 alpha (PIP5K1-alpha) (PtdIns(4)P-5-kinase 1 alpha) (EC 2.7.1.68) (68 kDa type I phosphatidylinositol 4-phosphate 5-kinase alpha) (Phosphatidylinositol 4-phosphate 5-kinase type I alpha) (PIP5KIalpha), PIP5K1A
Immunogen Species	Homo sapiens (Human)
Research Area	Signal Transduction
Target Names	PIP5K1A

Image



Western blot
All lanes: PIP5K1A antibody at 4.12µg/ml
Lane 1: Hela whole cell lysate
Lane 2: A431 whole cell lysate
Lane 3: Mouse heart tissue
Lane 4: Mouse kidney tissue
Secondary
Goat polyclonal to rabbit IgG at 1/10000 dilution
Predicted band size: 63, 57, 62, 59 kDa
Observed band size: 63 kDa

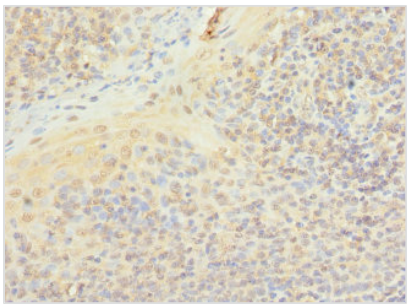

Immunohistochemistry of paraffin-embedded human tonsil tissue using CSB-PA859110ESR1HU at dilution of 1:100

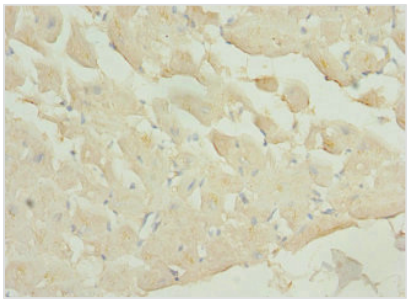

Immunohistochemistry of paraffin-embedded human heart tissue using CSB-PA859110ESR1HU at dilution of 1:100

Usage

For Research Use Only. Not for use in diagnostic or therapeutic procedures.