




SNX32 Antibody

Product Code	CSB-PA803143ESR1HU
Storage	Upon receipt, store at -20°C or -80°C. Avoid repeated freeze.
Uniprot No.	Q86XE0
Immunogen	Recombinant Human Sorting nexin-32 protein (144-403AA)
Raised In	Rabbit
Species Reactivity	Human, Mouse, Rat
Tested Applications	ELISA, WB, IHC; Recommended dilution: WB:1:1000-1:5000, IHC:1:20-1:200
Form	Liquid
Conjugate	Non-conjugated
Storage Buffer	PBS with 0.02% sodium azide, 50% glycerol, pH7.3.
Purification Method	Antigen Affinity Purified
Isotype	IgG
Clonality	Polyclonal
Alias	Sorting nexin-32 (Sorting nexin-6B), SNX32, SNX6B
Immunogen Species	Homo sapiens (Human)
Research Area	Signal Transduction
Target Names	SNX32

Image



Western blot

All lanes: SNX32 antibody at 6.48μg/ml

Lane 1: Mouse brain tissue

Lane 2: Rat brain tissue

Lane 3: Mouse liver tissue

Lane 4: Mouse stomach tissue

Lane 5: Mouse lung tissue

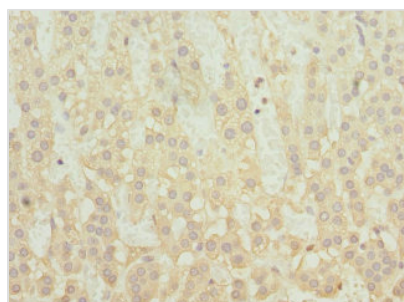
Lane 6: Mouse kidney tissue

Secondary

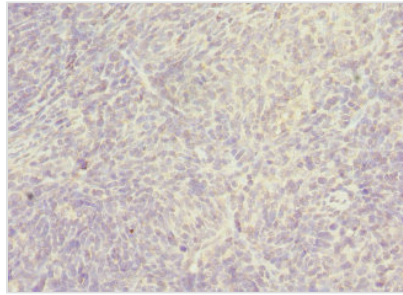
Goat polyclonal to rabbit IgG at 1/10000 dilution

Predicted band size: 47, 32 kDa

Observed band size: 47 kDa



Immunohistochemistry of paraffin-embedded human adrenal gland tissue using CSB-PA803143ESR1HU at dilution of 1:100



Immunohistochemistry of paraffin-embedded human thymus tissue using CSB-PA803143ESR1HU at dilution of 1:100

Usage

For Research Use Only. Not for use in diagnostic or therapeutic procedures.