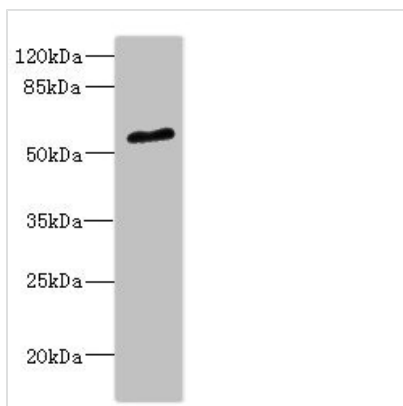




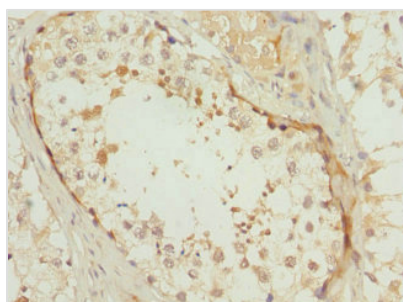
POC1B Antibody

Product Code	CSB-PA855046ESR2HU
Storage	Upon receipt, store at -20°C or -80°C. Avoid repeated freeze.
Uniprot No.	Q8TC44
Immunogen	Recombinant Human POC1 centriolar protein homolog B protein (299-478AA)
Raised In	Rabbit
Species Reactivity	Human, Mouse
Tested Applications	ELISA, WB, IHC; Recommended dilution: WB:1:1000-1:5000, IHC:1:20-1:200
Form	Liquid
Conjugate	Non-conjugated
Storage Buffer	PBS with 0.02% sodium azide, 50% glycerol, pH7.3.
Purification Method	Antigen Affinity Purified
Isotype	IgG
Clonality	Polyclonal
Alias	POC1 centriolar protein homolog B (Pix1) (Proteome of centriole protein 1B) (WD repeat-containing protein 51B), POC1B, WDR51B
Immunogen Species	Homo sapiens (Human)
Research Area	Cell Biology
Target Names	POC1B

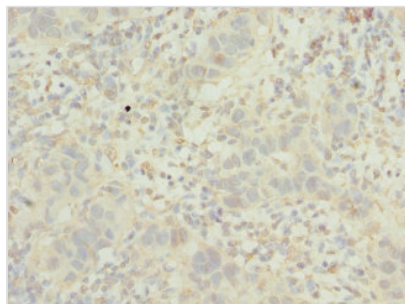
Image



Western blot
 All lanes: POC1B antibody at 2.35µg/ml + Mouse small intestine tissue
 Secondary
 Goat polyclonal to rabbit IgG at 1/10000 dilution
 Predicted band size: 54, 50 kDa
 Observed band size: 54 kDa



Immunohistochemistry of paraffin-embedded human testis tissue using CSB-PA855046ESR2HU at dilution of 1:100



Immunohistochemistry of paraffin-embedded human bladder cancer using CSB-PA855046ESR2HU at dilution of 1:100

Usage

For Research Use Only. Not for use in diagnostic or therapeutic procedures.