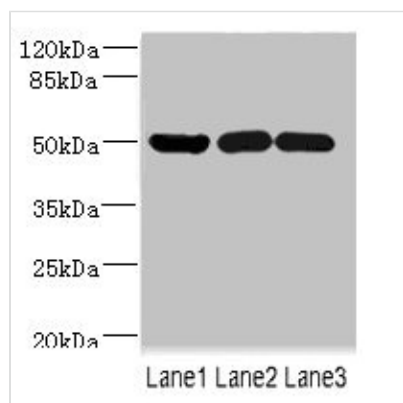




IFRD1 Antibody

Product Code	CSB-PA011069ESR2HU
Storage	Upon receipt, store at -20°C or -80°C. Avoid repeated freeze.
Uniprot No.	O00458
Immunogen	Recombinant Human Interferon-related developmental regulator 1 protein (1-240AA)
Raised In	Rabbit
Species Reactivity	Human, Mouse
Tested Applications	ELISA, WB, IHC; Recommended dilution: WB:1:1000-1:5000, IHC:1:20-1:200
Form	Liquid
Conjugate	Non-conjugated
Storage Buffer	PBS with 0.02% sodium azide, 50% glycerol, pH7.3.
Purification Method	Antigen Affinity Purified
Isotype	IgG
Clonality	Polyclonal
Alias	Interferon-related developmental regulator 1 (Nerve growth factor-inducible protein PC4), IFRD1
Immunogen Species	Homo sapiens (Human)
Research Area	Cell Biology
Target Names	IFRD1

Image



Western blot

All lanes: IFRD1 antibody at 1.76µg/ml

Lane 1: Mouse skeletal muscle tissue

Lane 2: HeLa whole cell lysate

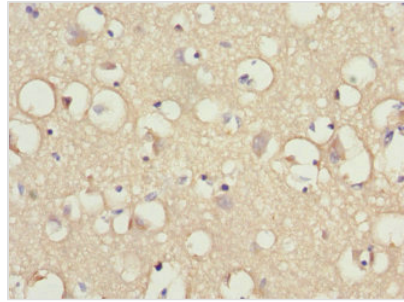
Lane 3: Jurkat whole cell lysate

Secondary

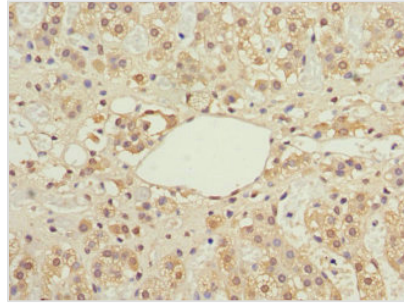
Goat polyclonal to rabbit IgG at 1/10000 dilution

Predicted band size: 51, 46 kDa

Observed band size: 51 kDa



Immunohistochemistry of paraffin-embedded human brain tissue using CSB-PA011069ESR2HU at dilution of 1:100



Immunohistochemistry of paraffin-embedded human adrenal gland tissue using CSB-PA011069ESR2HU at dilution of 1:100

Usage

For Research Use Only. Not for use in diagnostic or therapeutic procedures.