




# VRK1 Antibody

<b>Product Code</b>	CSB-PA857466DSR1HU
<b>Storage</b>	Upon receipt, store at -20°C or -80°C. Avoid repeated freeze.
<b>Uniprot No.</b>	Q99986
<b>Immunogen</b>	Recombinant Human Serine/threonine-protein kinase VRK1 protein (257-396AA)
<b>Raised In</b>	Rabbit
<b>Species Reactivity</b>	Human
<b>Tested Applications</b>	ELISA, WB, IHC; Recommended dilution: WB:1:1000-1:5000, IHC:1:20-1:200
<b>Form</b>	Liquid
<b>Conjugate</b>	Non-conjugated
<b>Storage Buffer</b>	PBS with 0.02% sodium azide, 50% glycerol, pH7.3.
<b>Purification Method</b>	Antigen Affinity Purified
<b>Isotype</b>	IgG
<b>Clonality</b>	Polyclonal
<b>Alias</b>	Serine/threonine-protein kinase VRK1 (EC 2.7.11.1) (Vaccinia-related kinase 1), VRK1
<b>Immunogen Species</b>	Homo sapiens (Human)
<b>Research Area</b>	Cell Biology
<b>Target Names</b>	VRK1

## Image



### Western blot

All lanes: DCXR antibody at 4.74µg/ml

Lane 1: MCF-7 whole cell lysate

Lane 2: Hela whole cell lysate

Lane 3: A549 whole cell lysate

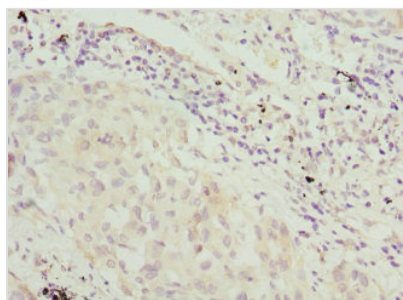
Lane 4: 293T whole cell lysate

Secondary

Goat polyclonal to rabbit IgG at 1/10000 dilution

Predicted band size: 45 kDa

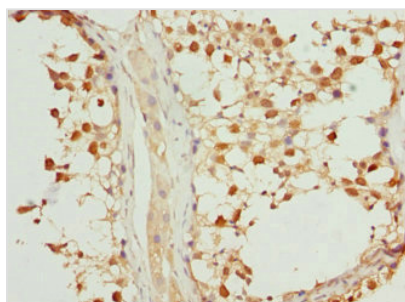
Observed band size: 45 kDa



Immunohistochemistry of paraffin-embedded

human lung cancer using CSB-

PA857466DSR1HU at dilution of 1:100



Immunohistochemistry of paraffin-embedded human testis tissue using CSB-PA857466DSR1HU at dilution of 1:100

---

**Usage**

For Research Use Only. Not for use in diagnostic or therapeutic procedures.