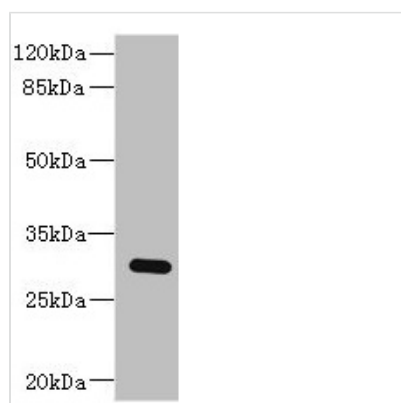




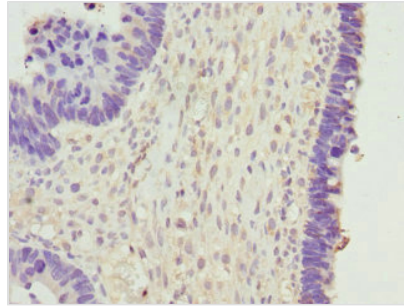
BPGM Antibody

Product Code	CSB-PA002781ESR1HU
Storage	Upon receipt, store at -20°C or -80°C. Avoid repeated freeze.
Uniprot No.	P07738
Immunogen	Recombinant Human Bisphosphoglycerate mutase protein (1-259AA)
Raised In	Rabbit
Species Reactivity	Human
Tested Applications	ELISA, WB, IHC; Recommended dilution: WB:1:1000-1:5000, IHC:1:20-1:200
Form	Liquid
Conjugate	Non-conjugated
Storage Buffer	PBS with 0.02% sodium azide, 50% glycerol, pH7.3.
Purification Method	Antigen Affinity Purified
Isotype	IgG
Clonality	Polyclonal
Alias	Bisphosphoglycerate mutase (BPGM) (EC 5.4.2.4) (2,3-bisphosphoglycerate mutase, erythrocyte) (2,3-bisphosphoglycerate synthase) (EC 5.4.2.11) (2,3-diphosphoglycerate mutase) (DPGM) (BPG-dependent PGAM), BPGM
Immunogen Species	Homo sapiens (Human)
Research Area	Signal Transduction
Target Names	BPGM

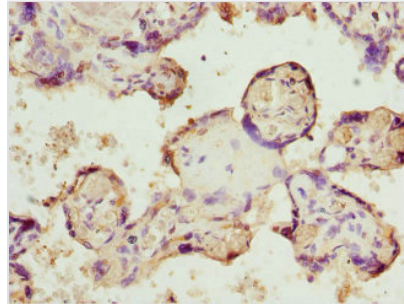
Image



Western blot
 All lanes: BPGM antibody at 2.87µg/ml + Human placenta tissue
 Secondary
 Goat polyclonal to rabbit IgG at 1/10000 dilution
 Predicted band size: 30 kDa
 Observed band size: 30 kDa



Immunohistochemistry of paraffin-embedded human ovarian cancer using CSB-PA002781ESR1HU at dilution of 1:100



Immunohistochemistry of paraffin-embedded human placenta tissue using CSB-PA002781ESR1HU at dilution of 1:100

Usage

For Research Use Only. Not for use in diagnostic or therapeutic procedures.