




# SCRN2 Antibody

<b>Product Code</b>	CSB-PA856936ESR1HU
<b>Storage</b>	Upon receipt, store at -20°C or -80°C. Avoid repeated freeze.
<b>Uniprot No.</b>	Q96FV2
<b>Immunogen</b>	Recombinant Human Secernin-2 protein (176-425AA)
<b>Raised In</b>	Rabbit
<b>Species Reactivity</b>	Human
<b>Tested Applications</b>	ELISA, WB, IHC; Recommended dilution: WB:1:1000-1:5000, IHC:1:20-1:200
<b>Form</b>	Liquid
<b>Conjugate</b>	Non-conjugated
<b>Storage Buffer</b>	PBS with 0.02% sodium azide, 50% glycerol, pH7.3.
<b>Purification Method</b>	Antigen Affinity Purified
<b>Isotype</b>	IgG
<b>Clonality</b>	Polyclonal
<b>Alias</b>	Secernin-2, SCR2
<b>Immunogen Species</b>	Homo sapiens (Human)
<b>Research Area</b>	Cell Biology
<b>Target Names</b>	SCR2

## Image



### Western blot

All lanes: SCR2 antibody at 3.61 µg/ml

Lane 1: HeLa whole cell lysate

Lane 2: A375 whole cell lysate

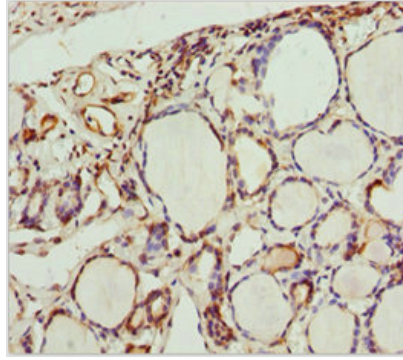
Lane 3: HepG2 whole cell lysate

Secondary

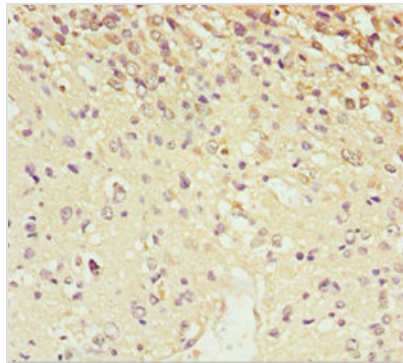
Goat polyclonal to rabbit IgG at 1/10000 dilution

Predicted band size: 47, 42 kDa

Observed band size: 42 kDa



Immunohistochemistry of paraffin-embedded human thyroid tissue using CSB-PA856936ESR1HU at dilution of 1:100



Immunohistochemistry of paraffin-embedded human glioma using CSB-PA856936ESR1HU at dilution of 1:100

## Usage

For Research Use Only. Not for use in diagnostic or therapeutic procedures.