




RACGAP1 Antibody

Product Code	CSB-PA884432DSR2HU
Storage	Upon receipt, store at -20°C or -80°C. Avoid repeated freeze.
Uniprot No.	Q9H0H5
Immunogen	Recombinant Human Rac GTPase-activating protein 1 protein (353-632AA)
Raised In	Rabbit
Species Reactivity	Human
Tested Applications	ELISA, WB, IHC; Recommended dilution: WB:1:1000-1:5000, IHC:1:20-1:200
Form	Liquid
Conjugate	Non-conjugated
Storage Buffer	PBS with 0.02% sodium azide, 50% glycerol, pH7.3.
Purification Method	Antigen Affinity Purified
Isotype	IgG
Clonality	Polyclonal
Alias	Rac GTPase-activating protein 1 (Male germ cell RacGap) (MgcRacGAP) (Protein CYK4 homolog) (CYK4) (HsCYK-4), RACGAP1, KIAA1478 MGCRCAGAP
Immunogen Species	Homo sapiens (Human)
Research Area	Cell Biology
Target Names	RACGAP1

Image



Western blot

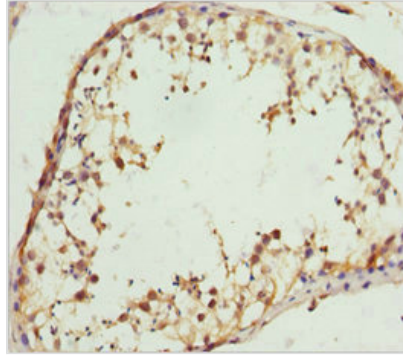
All lanes: RACGAP1 antibody at 2.68 µg/ml
+ Raji whole cell lysate

Secondary

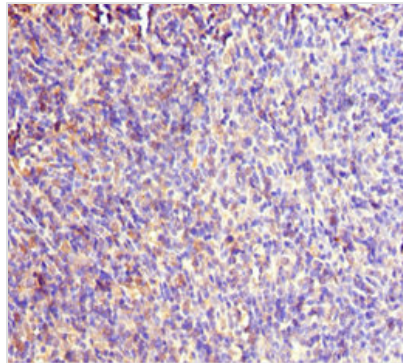
Goat polyclonal to rabbit IgG at 1/10000 dilution

Predicted band size: 71 kDa

Observed band size: 71, 40 kDa



Immunohistochemistry of paraffin-embedded human testis tissue using CSB-PA884432DSR2HU at dilution of 1:100



Immunohistochemistry of paraffin-embedded human thymus tissue using CSB-PA884432DSR2HU at dilution of 1:100

Usage

For Research Use Only. Not for use in diagnostic or therapeutic procedures.