




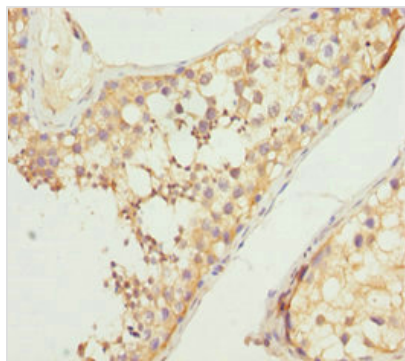
NCALD Antibody

Product Code	CSB-PA015510DSR1HU
Storage	Upon receipt, store at -20°C or -80°C. Avoid repeated freeze.
Uniprot No.	P61601
Immunogen	Recombinant Human Neurocalcin-delta protein (1-193AA)
Raised In	Rabbit
Species Reactivity	Human, Mouse
Tested Applications	ELISA, WB, IHC; Recommended dilution: WB:1:1000-1:5000, IHC:1:20-1:200
Form	Liquid
Conjugate	Non-conjugated
Storage Buffer	PBS with 0.02% sodium azide, 50% glycerol, pH7.3.
Purification Method	Antigen Affinity Purified
Isotype	IgG
Clonality	Polyclonal
Alias	Neurocalcin-delta, NCALD
Immunogen Species	Homo sapiens (Human)
Research Area	Neuroscience
Target Names	NCALD

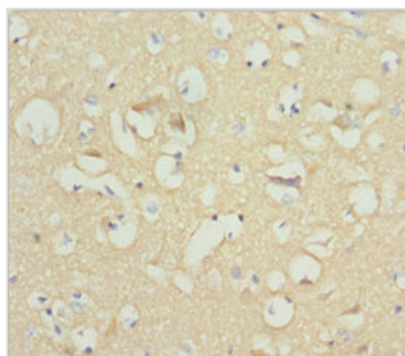
Image



Western blot
 All lanes: NCALD antibody at 9.32 µg/ml +
 Mouse brain tissue
 Secondary
 Goat polyclonal to rabbit IgG at 1/10000 dilution
 Predicted band size: 22 kDa
 Observed band size: 22 kDa



Immunohistochemistry of paraffin-embedded human testis tissue using CSB-PA015510DSR1HU at dilution of 1:100



Immunohistochemistry of paraffin-embedded human brain tissue using CSB-PA015510DSR1HU at dilution of 1:100

Usage

For Research Use Only. Not for use in diagnostic or therapeutic procedures.