




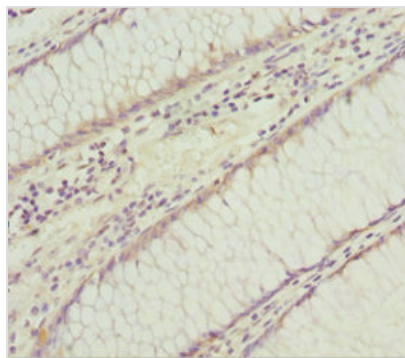
SOCS4 Antibody

Product Code	CSB-PA022393ESR2HU
Storage	Upon receipt, store at -20°C or -80°C. Avoid repeated freeze.
Uniprot No.	Q8WXH5
Immunogen	Recombinant Human Suppressor of cytokine signaling 4 protein (1-270AA)
Raised In	Rabbit
Species Reactivity	Human, Mouse
Tested Applications	ELISA, WB, IHC; Recommended dilution: WB:1:1000-1:5000, IHC:1:20-1:200
Form	Liquid
Conjugate	Non-conjugated
Storage Buffer	PBS with 0.02% sodium azide, 50% glycerol, pH7.3.
Purification Method	Antigen Affinity Purified
Isotype	IgG
Clonality	Polyclonal
Alias	Suppressor of cytokine signaling 4 (SOCS-4) (Suppressor of cytokine signaling 7) (SOCS-7), SOCS4, SOCS7
Immunogen Species	Homo sapiens (Human)
Research Area	Signal Transduction
Target Names	SOCS4

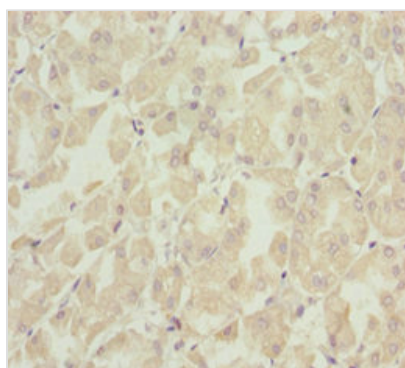
Image



Western blot
 All lanes: SOCS4 antibody at 4.25 µg/ml
 + Mouse kidney tissue
 Secondary
 Goat polyclonal to rabbit IgG at 1/10000 dilution
 Predicted band size: 60 kDa
 Observed band size: 60 kDa



Immunohistochemistry of paraffin-embedded human colon cancer using CSB-PA022393ESR2HU at dilution of 1:100



Immunohistochemistry of paraffin-embedded human gastric cancer using CSB-PA022393ESR2HU at dilution of 1:100

Usage

For Research Use Only. Not for use in diagnostic or therapeutic procedures.