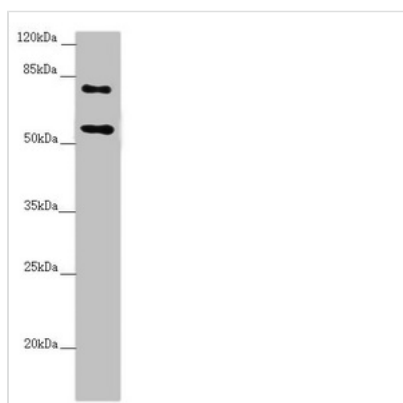




CEP83 Antibody

Product Code	CSB-PA896730ESR1HU
Storage	Upon receipt, store at -20°C or -80°C. Avoid repeated freeze.
Uniprot No.	Q9Y592
Immunogen	Recombinant Human Centrosomal protein of 83 kDa protein (34-260AA)
Raised In	Rabbit
Species Reactivity	Human
Tested Applications	ELISA, WB, IHC, IF; Recommended dilution: WB:1:500-1:2000, IHC:1:20-1:200, IF:1:50-1:200
Form	Liquid
Conjugate	Non-conjugated
Storage Buffer	PBS with 0.02% sodium azide, 50% glycerol, pH7.3.
Purification Method	Antigen Affinity Purified
Isotype	IgG
Clonality	Polyclonal
Alias	Centrosomal protein of 83 kDa (Cep83) (Coiled-coil domain-containing protein 41) (Renal carcinoma antigen NY-REN-58), CEP83, CCDC41
Immunogen Species	Homo sapiens (Human)
Research Area	Others
Target Names	CEP83

Image



Western blot

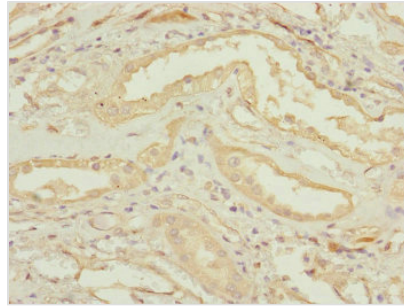
All lanes: CEP83 antibody at 2.41 µg/ml + Raji whole cell lysate

Secondary

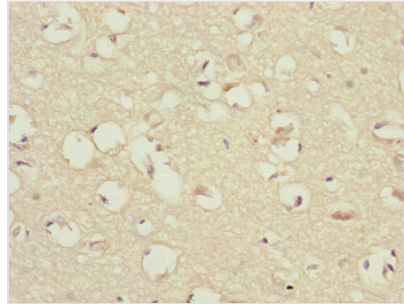
Goat polyclonal to rabbit IgG at 1/10000 dilution

Predicted band size: 83, 68 kDa

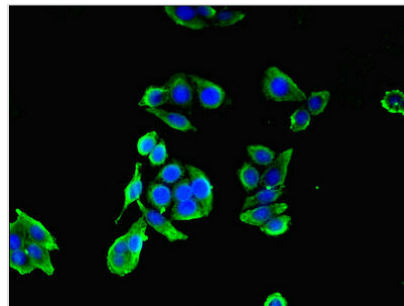
Observed band size: 83, 55 kDa



Immunohistochemistry of paraffin-embedded human kidney tissue using CSB-PA896730ESR1HU at dilution of 1:100



Immunohistochemistry of paraffin-embedded human brain tissue using CSB-PA896730ESR1HU at dilution of 1:100



Immunofluorescent analysis of PC-3 cells using CSB-PA896730ESR1HU at dilution of 1:100 and Alexa Fluor 488-conjugated AffiniPure Goat Anti-Rabbit IgG(H+L)

Usage

For Research Use Only. Not for use in diagnostic or therapeutic procedures.