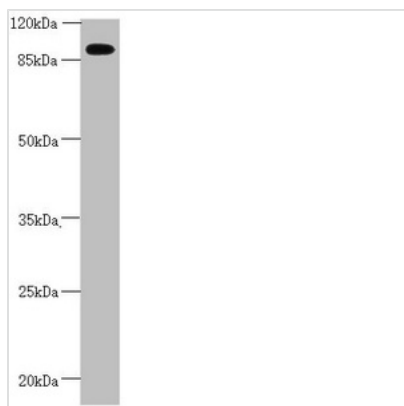




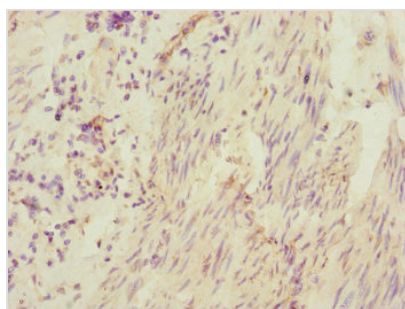
CEP95 Antibody

Product Code	CSB-PA822217ESR2HU
Storage	Upon receipt, store at -20°C or -80°C. Avoid repeated freeze.
Uniprot No.	Q96GE4
Immunogen	Recombinant Human Centrosomal protein of 95 kDa protein (582-821AA)
Raised In	Rabbit
Species Reactivity	Human, Mouse
Tested Applications	ELISA, WB, IHC; Recommended dilution: WB:1:1000-1:5000, IHC:1:20-1:200
Form	Liquid
Conjugate	Non-conjugated
Storage Buffer	PBS with 0.02% sodium azide, 50% glycerol, pH7.3.
Purification Method	Antigen Affinity Purified
Isotype	IgG
Clonality	Polyclonal
Alias	Centrosomal protein of 95 kDa (Cep95) (Coiled-coil domain-containing protein 45), CEP95, CCDC45 CEP45
Immunogen Species	Homo sapiens (Human)
Research Area	Epigenetics and Nuclear Signaling
Target Names	CEP95

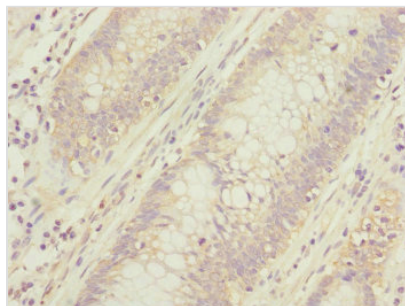
Image



Western blot
 All lanes: CEP95 antibody at 2.67 µg/ml +
 Mouse heart tissue
 Secondary
 Goat polyclonal to rabbit IgG at 1/10000 dilution
 Predicted band size: 96, 77 kDa
 Observed band size: 96 kDa



Immunohistochemistry of paraffin-embedded human bladder cancer using CSB-PA822217ESR2HU at dilution of 1:100



Immunohistochemistry of paraffin-embedded human colon cancer using CSB-PA822217ESR2HU at dilution of 1:100

Usage

For Research Use Only. Not for use in diagnostic or therapeutic procedures.