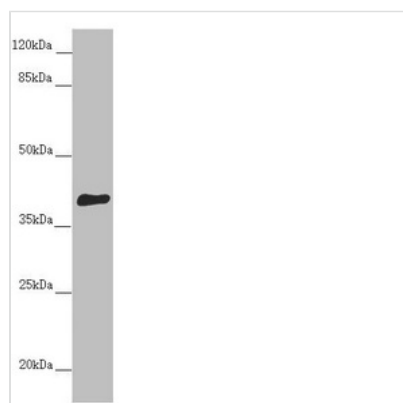




DYNC2LI1 Antibody

Product Code	CSB-PA844722ESR2HU
Storage	Upon receipt, store at -20°C or -80°C. Avoid repeated freeze.
Uniprot No.	Q8TCX1
Immunogen	Recombinant Human Cytoplasmic dynein 2 light intermediate chain 1 protein (1-352AA)
Raised In	Rabbit
Species Reactivity	Human, Mouse
Tested Applications	ELISA, WB, IHC; Recommended dilution: WB:1:1000-1:5000, IHC:1:20-1:200
Form	Liquid
Conjugate	Non-conjugated
Storage Buffer	PBS with 0.02% sodium azide, 50% glycerol, pH7.3.
Purification Method	Antigen Affinity Purified
Isotype	IgG
Clonality	Polyclonal
Alias	Cytoplasmic dynein 2 light intermediate chain 1 (Dynein 2 light intermediate chain), DYNC2LI1, D2LIC LIC3
Immunogen Species	Homo sapiens (Human)
Research Area	Signal Transduction
Target Names	DYNC2LI1

Image



Western blot

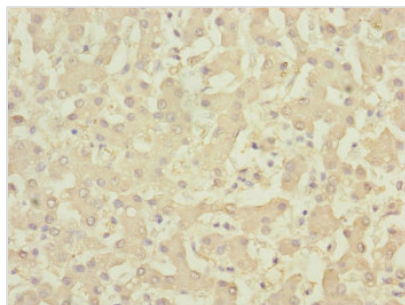
All lanes: DYNC2LI1 antibody at 1.06 µg/ml +
Mouse gonadal tissue

Secondary

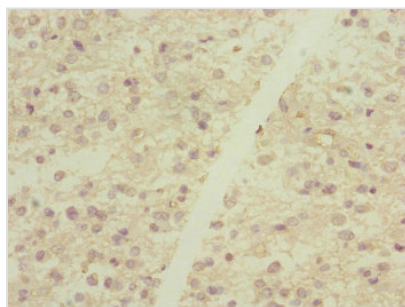
Goat polyclonal to rabbit IgG at 1/10000 dilution

Predicted band size: 40, 38, 23, 16 kDa

Observed band size: 40 kDa



Immunohistochemistry of paraffin-embedded human liver tissue using CSB-PA844722ESR2HU at dilution of 1:100



Immunohistochemistry of paraffin-embedded human glioma using CSB-PA844722ESR2HU at dilution of 1:100

Usage

For Research Use Only. Not for use in diagnostic or therapeutic procedures.