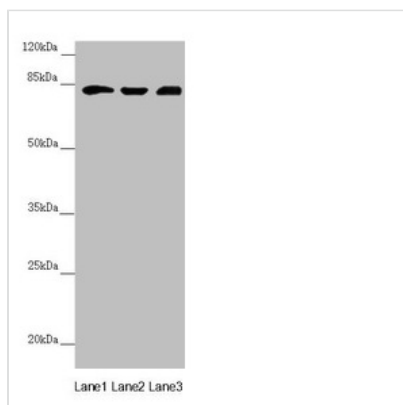




HOOK2 Antibody

Product Code	CSB-PA839313ESR1HU
Storage	Upon receipt, store at -20°C or -80°C. Avoid repeated freeze.
Uniprot No.	Q96ED9
Immunogen	Recombinant Human Protein Hook homolog 2 protein (440-719AA)
Raised In	Rabbit
Species Reactivity	Human, Mouse
Tested Applications	ELISA, WB, IHC; Recommended dilution: WB:1:1000-1:5000, IHC:1:20-1:200
Form	Liquid
Conjugate	Non-conjugated
Storage Buffer	PBS with 0.02% sodium azide, 50% glycerol, pH7.3.
Purification Method	Antigen Affinity Purified
Isotype	IgG
Clonality	Polyclonal
Alias	Protein Hook homolog 2 (h-hook2) (hHK2), HOOK2
Immunogen Species	Homo sapiens (Human)
Research Area	Tags & Cell Markers
Target Names	HOOK2

Image



Western blot

All lanes: HOOK2 antibody at 3.91µg/ml

Lane 1: Mouse large intestine tissue

Lane 2: Mouse stomach tissue

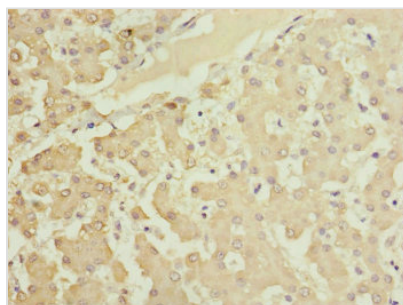
Lane 3: A431 whole cell lysate

Secondary

Goat polyclonal to rabbit IgG at 1/10000 dilution

Predicted band size: 83 kDa

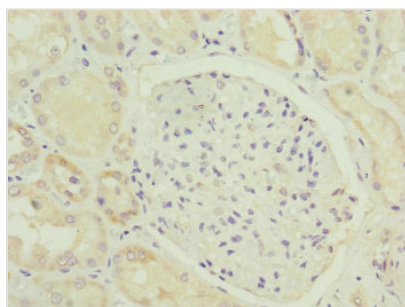
Observed band size: 83 kDa



Immunohistochemistry of paraffin-embedded

human liver tissue using CSB-

PA839313ESR1HU at dilution of 1:100



Immunohistochemistry of paraffin-embedded human kidney tissue using CSB-PA839313ESR1HU at dilution of 1:100

Usage

For Research Use Only. Not for use in diagnostic or therapeutic procedures.