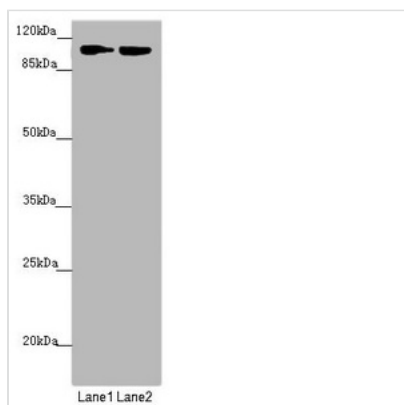




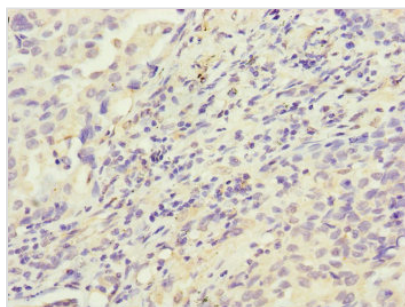
HK3 Antibody

Product Code	CSB-PA010471ESR1HU
Storage	Upon receipt, store at -20°C or -80°C. Avoid repeated freeze.
Uniprot No.	P52790
Immunogen	Recombinant Human Hexokinase-3 protein (1-270AA)
Raised In	Rabbit
Species Reactivity	Human, Mouse
Tested Applications	ELISA, WB, IHC; Recommended dilution: WB:1:1000-1:5000, IHC:1:20-1:200
Form	Liquid
Conjugate	Non-conjugated
Storage Buffer	PBS with 0.02% sodium azide, 50% glycerol, pH7.3.
Purification Method	Antigen Affinity Purified
Isotype	IgG
Clonality	Polyclonal
Alias	Hexokinase-3 (EC 2.7.1.1) (Hexokinase type III) (HK III), HK3
Immunogen Species	Homo sapiens (Human)
Research Area	Signal Transduction
Target Names	HK3

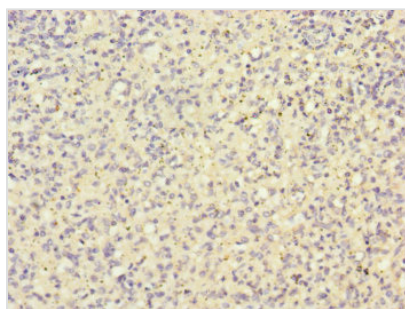
Image



Western blot
 All lanes: HK3 antibody at 1.47 µg/ml
 Lane 1: Mouse liver tissue
 Lane 2: Mouse kidney tissue
 Secondary
 Goat polyclonal to rabbit IgG at 1/10000 dilution
 Predicted band size: 99 kDa
 Observed band size: 99 kDa



Immunohistochemistry of paraffin-embedded human lung cancer using CSB-PA010471ESR1HU at dilution of 1:100



Immunohistochemistry of paraffin-embedded human spleen tissue using CSB-PA010471ESR1HU at dilution of 1:100

Usage

For Research Use Only. Not for use in diagnostic or therapeutic procedures.