




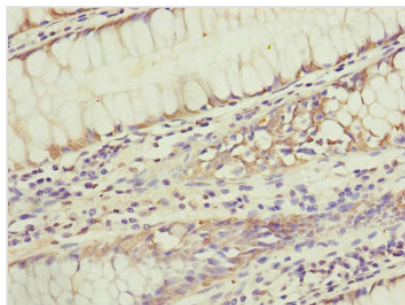
KIAA0391 Antibody

Product Code	CSB-PA012187ESR1HU
Storage	Upon receipt, store at -20°C or -80°C. Avoid repeated freeze.
Uniprot No.	O15091
Immunogen	Recombinant Human Mitochondrial ribonuclease P catalytic subunit protein (314-583AA)
Raised In	Rabbit
Species Reactivity	Human
Tested Applications	ELISA, WB, IHC; Recommended dilution: WB:1:1000-1:5000, IHC:1:20-1:200
Form	Liquid
Conjugate	Non-conjugated
Storage Buffer	PBS with 0.02% sodium azide, 50% glycerol, pH7.3.
Purification Method	Antigen Affinity Purified
Isotype	IgG
Clonality	Polyclonal
Alias	Mitochondrial ribonuclease P catalytic subunit (EC 3.1.26.5) (Mitochondrial ribonuclease P protein 3) (Mitochondrial RNase P protein 3), KIAA0391, MRPP3
Immunogen Species	Homo sapiens (Human)
Research Area	Epigenetics and Nuclear Signaling
Target Names	KIAA0391

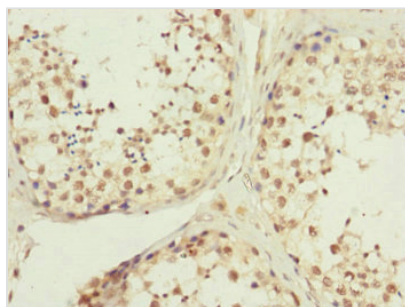
Image



Western blot
 All lanes: KIAA0391 antibody at 1.06µg/ml
 Lane 1: LO2 whole cell lysate
 Lane 2: 293T whole cell lysate
 Secondary
 Goat polyclonal to rabbit IgG at 1/10000 dilution
 Predicted band size: 68, 66, 25, 57 kDa
 Observed band size: 68 kDa



Immunohistochemistry of paraffin-embedded human colon cancer using CSB-PA012187ESR1HU at dilution of 1:100



Immunohistochemistry of paraffin-embedded human testis tissue using CSB-PA012187ESR1HU at dilution of 1:100

Usage

For Research Use Only. Not for use in diagnostic or therapeutic procedures.