




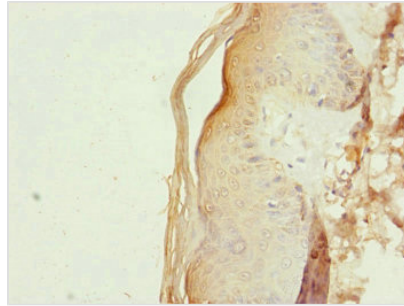
RNF114 Antibody

Product Code	CSB-PA019821ESR1HU
Storage	Upon receipt, store at -20°C or -80°C. Avoid repeated freeze.
Uniprot No.	Q9Y508
Immunogen	Recombinant Human E3 ubiquitin-protein ligase RNF114 protein (1-228AA)
Raised In	Rabbit
Species Reactivity	Human
Tested Applications	ELISA, WB, IHC; Recommended dilution: WB:1:1000-1:5000, IHC:1:20-1:200
Form	Liquid
Conjugate	Non-conjugated
Storage Buffer	PBS with 0.02% sodium azide, 50% glycerol, pH7.3.
Purification Method	Antigen Affinity Purified
Isotype	IgG
Clonality	Polyclonal
Alias	E3 ubiquitin-protein ligase RNF114 (EC 2.3.2.27) (RING finger protein 114) (RING-type E3 ubiquitin transferase RNF114) (Zinc finger protein 228) (Zinc finger protein 313), RNF114, ZNF228 ZNF313
Immunogen Species	Homo sapiens (Human)
Research Area	Epigenetics and Nuclear Signaling
Target Names	RNF114

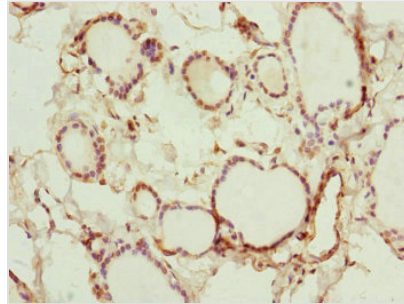
Image



Western blot
 All lanes: RNF114 antibody at 1.63µg/ml
 Lane 1: 293T whole cell lysate
 Lane 2: HepG2 whole cell lysate
 Secondary
 Goat polyclonal to rabbit IgG at 1/10000 dilution
 Predicted band size: 26, 22 kDa
 Observed band size: 26 kDa



Immunohistochemistry of paraffin-embedded human skin tissue using CSB-PA019821ESR1HU at dilution of 1:100



Immunohistochemistry of paraffin-embedded human thyroid tissue using CSB-PA019821ESR1HU at dilution of 1:100

Usage

For Research Use Only. Not for use in diagnostic or therapeutic procedures.