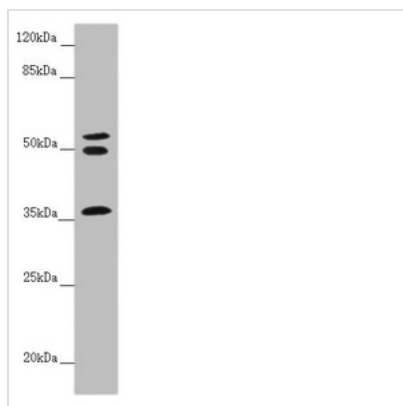




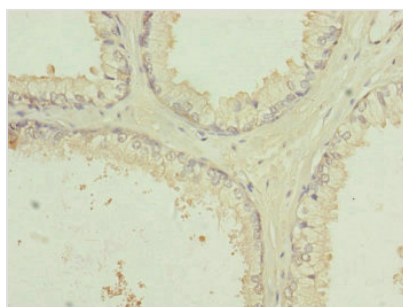
RNF41 Antibody

Product Code	CSB-PA880976ESR1HU
Storage	Upon receipt, store at -20°C or -80°C. Avoid repeated freeze.
Uniprot No.	Q9H4P4
Immunogen	Recombinant Human E3 ubiquitin-protein ligase NRDP1 protein (1-317AA)
Raised In	Rabbit
Species Reactivity	Human, Mouse
Tested Applications	ELISA, WB, IHC; Recommended dilution: WB:1:1000-1:5000, IHC:1:20-1:200
Form	Liquid
Conjugate	Non-conjugated
Storage Buffer	PBS with 0.02% sodium azide, 50% glycerol, pH7.3.
Purification Method	Antigen Affinity Purified
Isotype	IgG
Clonality	Polyclonal
Alias	E3 ubiquitin-protein ligase NRDP1 (EC 2.3.2.27) (RING finger protein 41) (RING-type E3 ubiquitin transferase NRDP1), RNF41, FLRF NRDP1
Immunogen Species	Homo sapiens (Human)
Research Area	Cell Biology
Target Names	RNF41

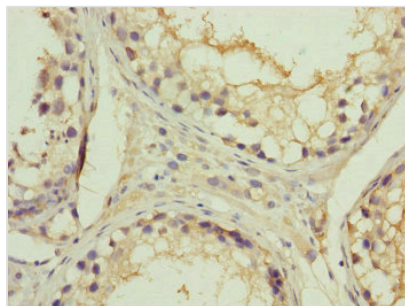
Image



Western blot
 All lanes: RNF41 antibody at 5.55 µg/ml +
 Mouse brain tissue
 Secondary
 Goat polyclonal to rabbit IgG at 1/10000 dilution
 Predicted band size: 36, 28 kDa
 Observed band size: 36, 50, 55 kDa



Immunohistochemistry of paraffin-embedded
 human prostate cancer using CSB-
 PA880976ESR1HU at dilution of 1:100



Immunohistochemistry of paraffin-embedded human testis tissue using CSB-PA880976ESR1HU at dilution of 1:100

Usage

For Research Use Only. Not for use in diagnostic or therapeutic procedures.