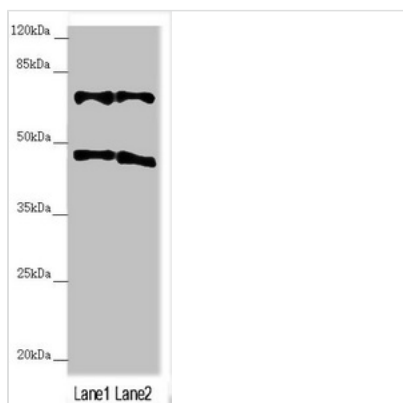




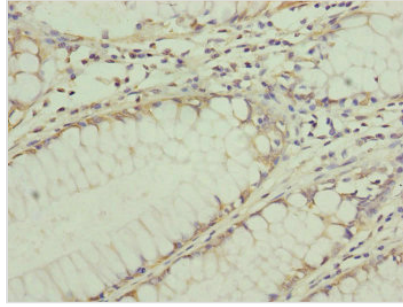
TRIM31 Antibody

Product Code	CSB-PA883650ESR2HU
Storage	Upon receipt, store at -20°C or -80°C. Avoid repeated freeze.
Uniprot No.	Q9BZY9
Immunogen	Recombinant Human E3 ubiquitin-protein ligase TRIM31 protein (186-425AA)
Raised In	Rabbit
Species Reactivity	Human
Tested Applications	ELISA, WB, IHC; Recommended dilution: WB:1:1000-1:5000, IHC:1:20-1:200
Form	Liquid
Conjugate	Non-conjugated
Storage Buffer	PBS with 0.02% sodium azide, 50% glycerol, pH7.3.
Purification Method	Antigen Affinity Purified
Isotype	IgG
Clonality	Polyclonal
Alias	E3 ubiquitin-protein ligase TRIM31 (EC 2.3.2.27) (RING-type E3 ubiquitin transferase TRIM31) (Tripartite motif-containing protein 31), TRIM31, C6orf13 RNF
Immunogen Species	Homo sapiens (Human)
Research Area	Cancer
Target Names	TRIM31

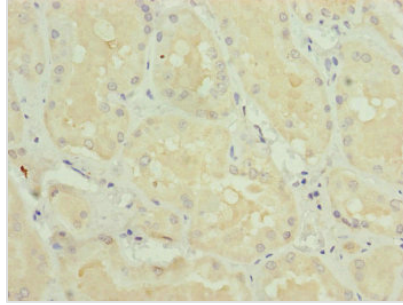
Image



Western blot
 All lanes: TRIM31 antibody at 4.98 µg/ml
 Lane 1: HepG2 whole cell lysate
 Lane 2: Hela whole cell lysate
 Secondary
 Goat polyclonal to rabbit IgG at 1/10000 dilution
 Predicted band size: 49, 31 kDa
 Observed band size: 49, 70 kDa



Immunohistochemistry of paraffin-embedded human colon cancer using CSB-PA883650ESR2HU at dilution of 1:100



Immunohistochemistry of paraffin-embedded human kidney tissue using CSB-PA883650ESR2HU at dilution of 1:100

Usage

For Research Use Only. Not for use in diagnostic or therapeutic procedures.