




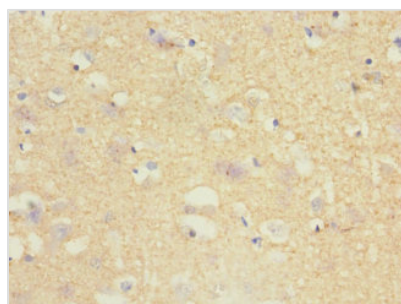
# TPPP Antibody

<b>Product Code</b>	CSB-PA024115ESR2HU
<b>Storage</b>	Upon receipt, store at -20°C or -80°C. Avoid repeated freeze.
<b>Uniprot No.</b>	O94811
<b>Immunogen</b>	Recombinant Human Tubulin polymerization-promoting protein (1-219AA)
<b>Raised In</b>	Rabbit
<b>Species Reactivity</b>	Human, Mouse
<b>Tested Applications</b>	ELISA, WB, IHC; Recommended dilution: WB:1:1000-1:5000, IHC:1:20-1:200
<b>Form</b>	Liquid
<b>Conjugate</b>	Non-conjugated
<b>Storage Buffer</b>	PBS with 0.02% sodium azide, 50% glycerol, pH7.3.
<b>Purification Method</b>	Antigen Affinity Purified
<b>Isotype</b>	IgG
<b>Clonality</b>	Polyclonal
<b>Alias</b>	Tubulin polymerization-promoting protein (TPPP) (25 kDa brain-specific protein) (TPPP/p25) (p24) (p25-alpha), TPPP, TPPP1
<b>Immunogen Species</b>	Homo sapiens (Human)
<b>Research Area</b>	Signal Transduction
<b>Target Names</b>	TPPP

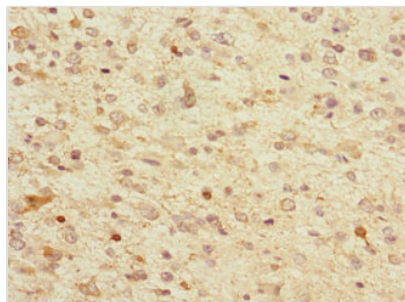
## Image



Western blot  
 All lanes: TPPP antibody IgG at 1.71µg/ml +  
 Mouse brain tissue  
 Secondary  
 Goat polyclonal to rabbit IgG at 1/10000 dilution  
 Predicted band size: 24 kDa  
 Observed band size: 24 kDa



Immunohistochemistry of paraffin-embedded  
 human brain tissue using CSB-  
 PA024115ESR2HU at dilution of 1:100



Immunohistochemistry of paraffin-embedded human glioma using CSB-PA024115ESR2HU at dilution of 1:100

**Usage**

For Research Use Only. Not for use in diagnostic or therapeutic procedures.