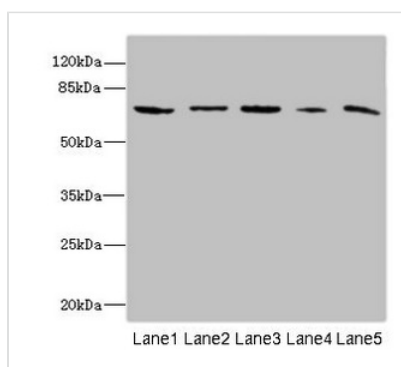




RANBP3 Antibody

Product Code	CSB-PA867162DSR2HU
Storage	Upon receipt, store at -20°C or -80°C. Avoid repeated freeze.
Uniprot No.	Q9H6Z4
Immunogen	Recombinant Human Ran-binding protein 3 protein (1-250AA)
Raised In	Rabbit
Species Reactivity	Human, Mouse
Tested Applications	ELISA, WB, IHC; Recommended dilution: WB:1:1000-1:5000, IHC:1:20-1:200
Form	Liquid
Conjugate	Non-conjugated
Storage Buffer	PBS with 0.02% sodium azide, 50% glycerol, pH7.3.
Purification Method	Antigen Affinity Purified
Isotype	IgG
Clonality	Polyclonal
Alias	Ran-binding protein 3 (RanBP3), RANBP3
Immunogen Species	Homo sapiens (Human)
Research Area	Cell Biology
Target Names	RANBP3

Image



Western blot

All lanes: RANBP3 antibody at 6.4µg/ml

Lane 1: Mouse brain tissue

Lane 2: HeLa whole cell lysate

Lane 3: HepG2 whole cell lysate

Lane 4: Jurkat whole cell lysate

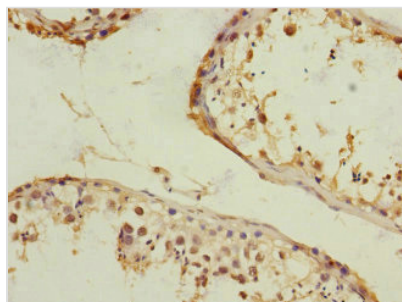
Lane 5: MCF-7 whole cell lysate

Secondary

Goat polyclonal to rabbit IgG at 1/10000 dilution

Predicted band size: 61, 60, 54 kDa

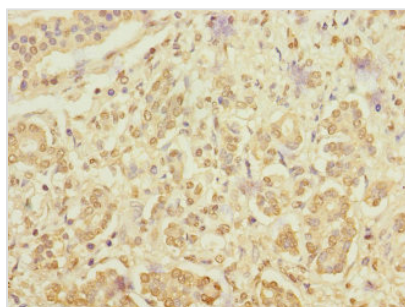
Observed band size: 61 kDa



Immunohistochemistry of paraffin-embedded

human testis tissue using CSB-

PA867162DSR2HU at dilution of 1:100



Immunohistochemistry of paraffin-embedded human pancreatic cancer using CSB-PA867162DSR2HU at dilution of 1:100

Usage

For Research Use Only. Not for use in diagnostic or therapeutic procedures.