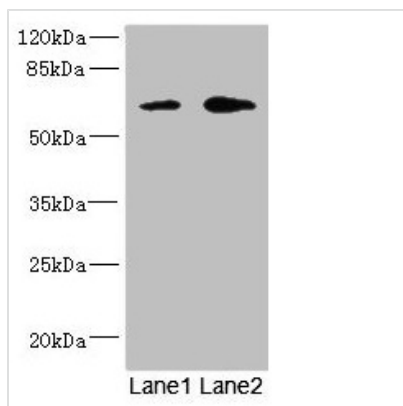




REC8 Antibody

Product Code	CSB-PA019535ESR1HU
Storage	Upon receipt, store at -20°C or -80°C. Avoid repeated freeze.
Uniprot No.	O95072
Immunogen	Recombinant Human Meiotic recombination protein REC8 homolog protein (1-270AA)
Raised In	Rabbit
Species Reactivity	Human
Tested Applications	ELISA, WB, IHC; Recommended dilution: WB:1:1000-1:5000, IHC:1:20-1:200
Form	Liquid
Conjugate	Non-conjugated
Storage Buffer	PBS with 0.02% sodium azide, 50% glycerol, pH7.3.
Purification Method	Antigen Affinity Purified
Isotype	IgG
Clonality	Polyclonal
Alias	Meiotic recombination protein REC8 homolog (Cohesin Rec8p), REC8, REC8L1
Immunogen Species	Homo sapiens (Human)
Research Area	Cell Biology
Target Names	REC8

Image



Western blot

All lanes: REC8 antibody at 1.67µg/ml

Lane 1: Jurkat whole cell lysate

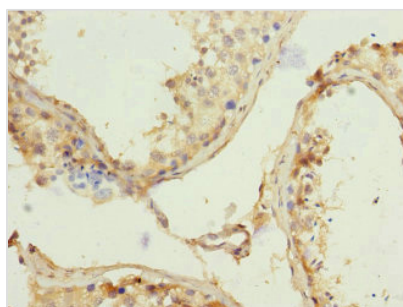
Lane 2: HT29 whole cell lysate

Secondary

Goat polyclonal to rabbit IgG at 1/10000 dilution

Predicted band size: 63, 61 kDa

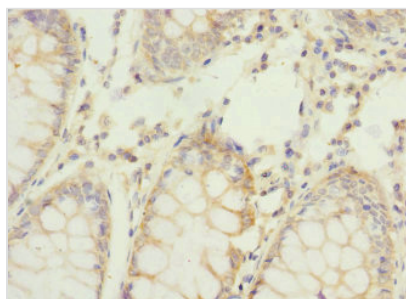
Observed band size: 63 kDa



Immunohistochemistry of paraffin-embedded

human testis tissue using CSB-

PA019535ESR1HU at dilution of 1:100



Immunohistochemistry of paraffin-embedded human colon cancer using CSB-PA019535ESR1HU at dilution of 1:100

Usage

For Research Use Only. Not for use in diagnostic or therapeutic procedures.