




CD180 Antibody

Product Code	CSB-PA859931ESR2HU
Storage	Upon receipt, store at -20°C or -80°C. Avoid repeated freeze.
Uniprot No.	Q99467
Immunogen	Recombinant Human CD180 antigen protein (24-220AA)
Raised In	Rabbit
Species Reactivity	Human
Tested Applications	ELISA, WB, IHC; Recommended dilution: WB:1:1000-1:5000, IHC:1:20-1:200
Form	Liquid
Conjugate	Non-conjugated
Storage Buffer	PBS with 0.02% sodium azide, 50% glycerol, pH7.3.
Purification Method	Antigen Affinity Purified
Isotype	IgG
Clonality	Polyclonal
Alias	CD180 antigen (Lymphocyte antigen 64) (Radioprotective 105 kDa protein) (CD antigen CD180), CD180, LY64 RP105
Immunogen Species	Homo sapiens (Human)
Research Area	Immunology
Target Names	CD180

Image



Western blot

All lanes: CD180 antibody at 3.95µg/ml

Lane 1: A549 whole cell lysate

Lane 2: A431 whole cell lysate

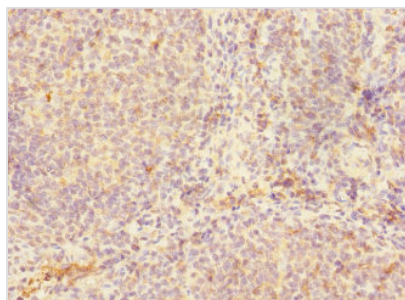
Lane 3: HepG2 whole cell lysate

Secondary

Goat polyclonal to rabbit IgG at 1/10000 dilution

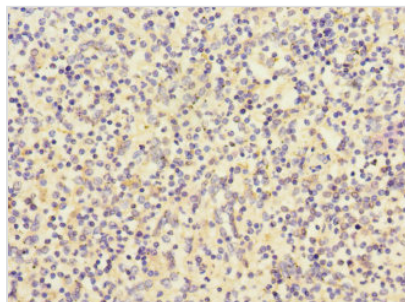
Predicted band size: 74 kDa

Observed band size: 74 kDa



Immunohistochemistry of paraffin-embedded

human tonsil tissue using CSB-PA859931ESR2HU at dilution of 1:100



Immunohistochemistry of paraffin-embedded human spleen tissue using CSB-PA859931ESR2HU at dilution of 1:100

Usage

For Research Use Only. Not for use in diagnostic or therapeutic procedures.