




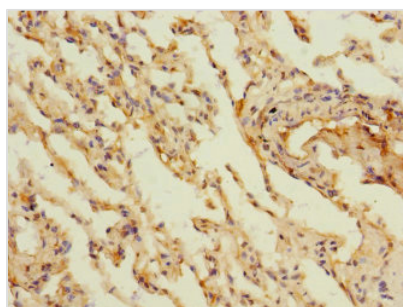
MARCO Antibody

Product Code	CSB-PA880072ESR2HU
Storage	Upon receipt, store at -20°C or -80°C. Avoid repeated freeze.
Uniprot No.	Q9UEW3
Immunogen	Recombinant Human Macrophage receptor MARCO protein (421-520AA)
Raised In	Rabbit
Species Reactivity	Human
Tested Applications	ELISA, WB, IHC; Recommended dilution: WB:1:1000-1:5000, IHC:1:20-1:200
Form	Liquid
Conjugate	Non-conjugated
Storage Buffer	PBS with 0.02% sodium azide, 50% glycerol, pH7.3.
Purification Method	Antigen Affinity Purified
Isotype	IgG
Clonality	Polyclonal
Alias	Macrophage receptor MARCO (Macrophage receptor with collagenous structure) (Scavenger receptor class A member 2), MARCO, SCARA2
Immunogen Species	Homo sapiens (Human)
Research Area	Immunology
Target Names	MARCO

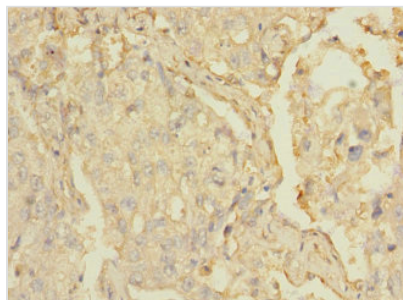
Image



Western blot
All lanes: MARCO antibody at 1.97µg/ml + Jurkat whole cell lysate
Secondary
Goat polyclonal to rabbit IgG at 1/10000 dilution
Predicted band size: 53, 44 kDa
Observed band size: 53 kDa



Immunohistochemistry of paraffin-embedded human lung tissue using CSB-PA880072ESR2HU at dilution of 1:100



Immunohistochemistry of paraffin-embedded human lung cancer using CSB-PA880072ESR2HU at dilution of 1:100