




SIGIRR Antibody

Product Code	CSB-PA743558ESR1HU
Storage	Upon receipt, store at -20°C or -80°C. Avoid repeated freeze.
Uniprot No.	Q6IA17
Immunogen	Recombinant Human Single Ig IL-1-related receptor protein (1-120AA)
Raised In	Rabbit
Species Reactivity	Human, Mouse
Tested Applications	ELISA, WB, IHC; Recommended dilution: WB:1:1000-1:5000, IHC:1:20-1:200
Form	Liquid
Conjugate	Non-conjugated
Storage Buffer	PBS with 0.02% sodium azide, 50% glycerol, pH7.3.
Purification Method	Antigen Affinity Purified
Isotype	IgG
Clonality	Polyclonal
Alias	Single Ig IL-1-related receptor (Single Ig IL-1R-related molecule) (Single immunoglobulin domain-containing IL1R-related protein) (Toll/interleukin-1 receptor 8) (TIR8), SIGIRR
Immunogen Species	Homo sapiens (Human)
Research Area	Immunology
Target Names	SIGIRR

Image



Western blot

All lanes: SIGIRR antibody at 1.77µg/ml

Lane 1: Mouse liver tissue

Lane 2: Mouse kidney tissue

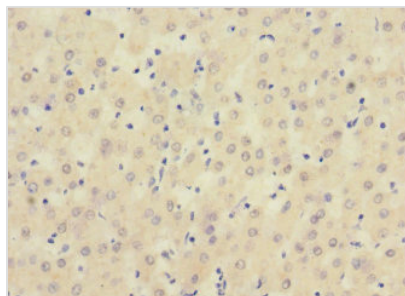
Lane 3: MCF-7 whole cell lysate

Secondary

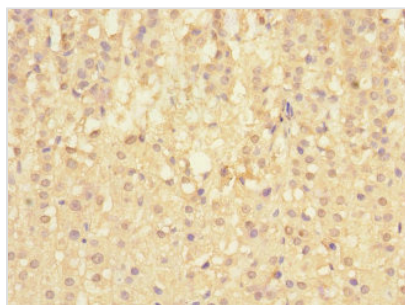
Goat polyclonal to rabbit IgG at 1/10000 dilution

Predicted band size: 46, 56 kDa

Observed band size: 46 kDa



Immunohistochemistry of paraffin-embedded human liver cancer using CSB-PA743558ESR1HU at dilution of 1:100



Immunohistochemistry of paraffin-embedded human adrenal gland tissue using CSB-PA743558ESR1HU at dilution of 1:100

Usage

For Research Use Only. Not for use in diagnostic or therapeutic procedures.