




CD97 Antibody

Product Code	CSB-PA004972ESR2HU
Storage	Upon receipt, store at -20°C or -80°C. Avoid repeated freeze.
Uniprot No.	P48960
Immunogen	Recombinant Human CD97 antigen protein (240-435AA)
Raised In	Rabbit
Species Reactivity	Human
Tested Applications	ELISA, WB, IHC; Recommended dilution: WB:1:1000-1:5000, IHC:1:20-1:200
Form	Liquid
Conjugate	Non-conjugated
Storage Buffer	PBS with 0.02% sodium azide, 50% glycerol, pH7.3.
Purification Method	Antigen Affinity Purified
Isotype	IgG
Clonality	Polyclonal
Alias	CD97 antigen (Leukocyte antigen CD97) (CD antigen CD97) [Cleaved into: CD97 antigen subunit alpha; CD97 antigen subunit beta], CD97
Immunogen Species	Homo sapiens (Human)
Research Area	Neuroscience
Target Names	CD97

Image



Western blot

All lanes: CD97 antibody at 3.11µg/ml

Lane 1: HL60 whole cell lysate

Lane 2: HepG2 whole cell lysate

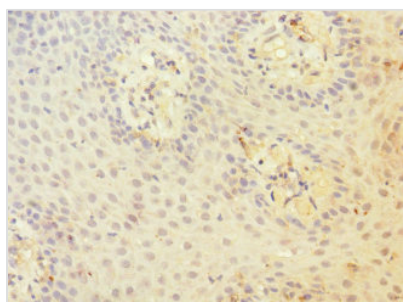
Lane 3: Jurkat whole cell lysate

Secondary

Goat polyclonal to rabbit IgG at 1/10000 dilution

Predicted band size: 92, 82, 87 kDa

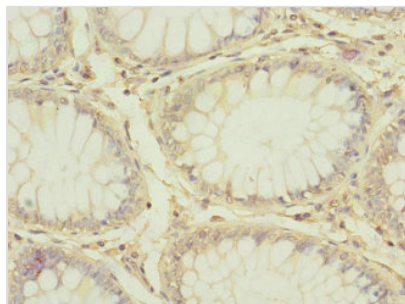
Observed band size: 92 kDa



Immunohistochemistry of paraffin-embedded

human tonsil tissue using CSB-

PA004972ESR2HU at dilution of 1:100



Immunohistochemistry of paraffin-embedded human colon cancer using CSB-PA004972ESR2HU at dilution of 1:100

Usage

For Research Use Only. Not for use in diagnostic or therapeutic procedures.