




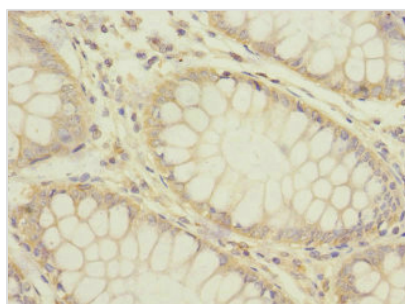
HTR3B Antibody

Product Code	CSB-PA010891ESR2HU
Storage	Upon receipt, store at -20°C or -80°C. Avoid repeated freeze.
Uniprot No.	O95264
Immunogen	Recombinant Human 5-hydroxytryptamine receptor 3B protein (22-238AA)
Raised In	Rabbit
Species Reactivity	Human, Mouse
Tested Applications	ELISA, WB, IHC; Recommended dilution: WB:1:1000-1:5000, IHC:1:20-1:200
Form	Liquid
Conjugate	Non-conjugated
Storage Buffer	PBS with 0.02% sodium azide, 50% glycerol, pH7.3.
Purification Method	Antigen Affinity Purified
Isotype	IgG
Clonality	Polyclonal
Alias	5-hydroxytryptamine receptor 3B (5-HT3-B) (5-HT3B) (Serotonin receptor 3B), HTR3B
Immunogen Species	Homo sapiens (Human)
Research Area	Neuroscience
Target Names	HTR3B

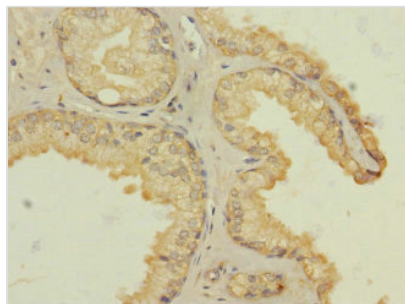
Image



Western blot
 All lanes: HTR3B antibody at 3.29µg/ml
 Lane 1: Mouse lung tissue
 Lane 2: 293T whole cell lysate
 Secondary
 Goat polyclonal to rabbit IgG at 1/10000 dilution
 Predicted band size: 51, 50 kDa
 Observed band size: 51 kDa



Immunohistochemistry of paraffin-embedded human colon cancer using CSB-PA010891ESR2HU at dilution of 1:100



Immunohistochemistry of paraffin-embedded human prostate cancer using CSB-PA010891ESR2HU at dilution of 1:100

Usage

For Research Use Only. Not for use in diagnostic or therapeutic procedures.