




LY75 Antibody

Product Code	CSB-PA013251ESR1HU
Storage	Upon receipt, store at -20°C or -80°C. Avoid repeated freeze.
Uniprot No.	O60449
Immunogen	Recombinant Human Lymphocyte antigen 75 protein (440-680AA)
Raised In	Rabbit
Species Reactivity	Human, Mouse
Tested Applications	ELISA, WB, IHC; Recommended dilution: WB:1:1000-1:5000, IHC:1:20-1:200
Form	Liquid
Conjugate	Non-conjugated
Storage Buffer	PBS with 0.02% sodium azide, 50% glycerol, pH7.3.
Purification Method	Antigen Affinity Purified
Isotype	IgG
Clonality	Polyclonal
Alias	Lymphocyte antigen 75 (Ly-75) (C-type lectin domain family 13 member B) (DEC-205) (gp200-MR6) (CD antigen CD205), LY75, CD205 CLEC13B
Immunogen Species	Homo sapiens (Human)
Research Area	Immunology
Target Names	LY75

Image



Western blot

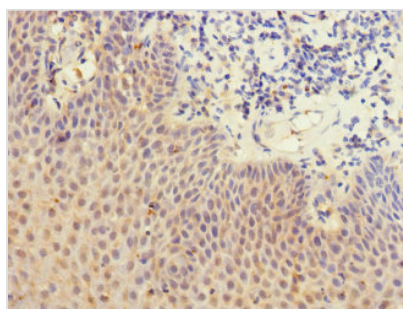
All lanes: LY75 antibody IgG at 1.57µg/ml +
Mouse liver tissue

Secondary

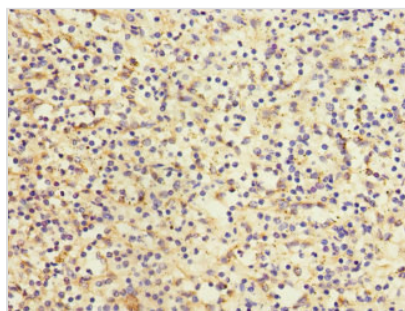
Goat polyclonal to rabbit IgG at 1/10000 dilution

Predicted band size: 199, 216, 20, 210 kDa

Observed band size: 199 kDa



Immunohistochemistry of paraffin-embedded
human tonsil tissue using CSB-
PA013251ESR1HU at dilution of 1:100



Immunohistochemistry of paraffin-embedded human spleen tissue using CSB-PA013251ESR1HU at dilution of 1:100

Usage

For Research Use Only. Not for use in diagnostic or therapeutic procedures.