




FOXRED1 Antibody

Product Code	CSB-PA822192ESR2HU
Storage	Upon receipt, store at -20°C or -80°C. Avoid repeated freeze.
Uniprot No.	Q96CU9
Immunogen	Recombinant Human FAD-dependent oxidoreductase domain-containing protein 1 protein (307-486AA)
Raised In	Rabbit
Species Reactivity	Human
Tested Applications	ELISA, WB, IHC; Recommended dilution: WB:1:1000-1:5000, IHC:1:20-1:200
Form	Liquid
Conjugate	Non-conjugated
Storage Buffer	PBS with 0.02% sodium azide, 50% glycerol, pH7.3.
Purification Method	Antigen Affinity Purified
Isotype	IgG
Clonality	Polyclonal
Alias	FAD-dependent oxidoreductase domain-containing protein 1 (EC 1.-.-.-), FOXRED1
Immunogen Species	Homo sapiens (Human)
Research Area	Signal Transduction
Target Names	FOXRED1

Image



Western blot

All lanes: FOXRED1 antibody at 5.8µg/ml

Lane 1: A549 whole cell lysate

Lane 2: A431 whole cell lysate

Lane 3: Jurkat whole cell lysate

Lane 4: HeLa whole cell lysate

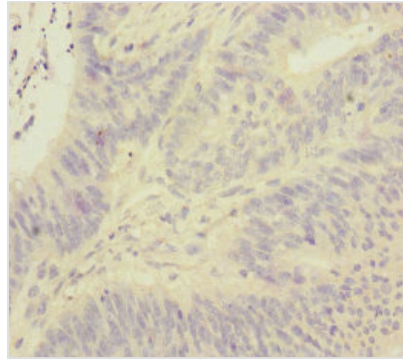
Lane 5: HepG2 whole cell lysate

Secondary

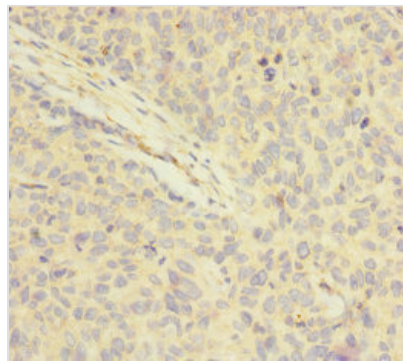
Goat polyclonal to rabbit IgG at 1/10000 dilution

Predicted band size: 54, 31, 53 kDa

Observed band size: 54 kDa



Immunohistochemistry of paraffin-embedded human colon cancer using CSB-PA822192ESR2HU at dilution of 1:100



Immunohistochemistry of paraffin-embedded human ovarian cancer using CSB-PA822192ESR2HU at dilution of 1:100

Usage

For Research Use Only. Not for use in diagnostic or therapeutic procedures.