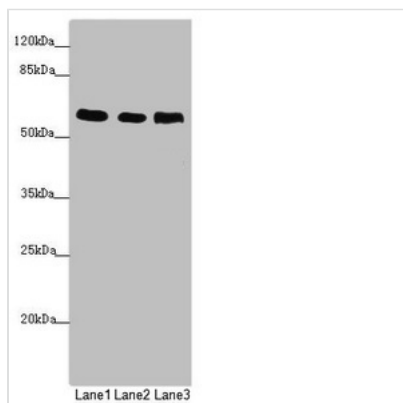




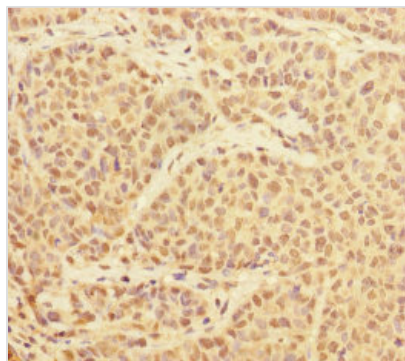
PRPF4 Antibody

Product Code	CSB-PA018768ESR1HU
Storage	Upon receipt, store at -20°C or -80°C. Avoid repeated freeze.
Uniprot No.	O43172
Immunogen	Recombinant Human U4/U6 small nuclear ribonucleoprotein Prp4 protein (1-260AA)
Raised In	Rabbit
Species Reactivity	Human
Tested Applications	ELISA, WB, IHC; Recommended dilution: WB:1:1000-1:5000, IHC:1:20-1:200
Form	Liquid
Conjugate	Non-conjugated
Storage Buffer	PBS with 0.02% sodium azide, 50% glycerol, pH7.3.
Purification Method	Antigen Affinity Purified
Isotype	IgG
Clonality	Polyclonal
Alias	U4/U6 small nuclear ribonucleoprotein Prp4 (PRP4 homolog) (hPrp4) (U4/U6 snRNP 60 kDa protein) (WD splicing factor Prp4), PRPF4, PRP4
Immunogen Species	Homo sapiens (Human)
Research Area	Cell Biology
Target Names	PRPF4

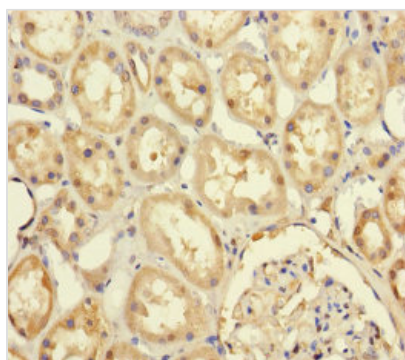
Image



Western blot
 All lanes: PRPF4 antibody at 2.87µg/ml
 Lane 1: Jurkat whole cell lysate
 Lane 2: Hela whole cell lysate
 Lane 3: HepG2 whole cell lysate
 Secondary
 Goat polyclonal to rabbit IgG at 1/10000 dilution
 Predicted band size: 59 kDa
 Observed band size: 59 kDa



Immunohistochemistry of paraffin-embedded human ovarian cancer using CSB-PA018768ESR1HU at dilution of 1:100



Immunohistochemistry of paraffin-embedded human kidney tissue using CSB-PA018768ESR1HU at dilution of 1:100

Usage

For Research Use Only. Not for use in diagnostic or therapeutic procedures.