




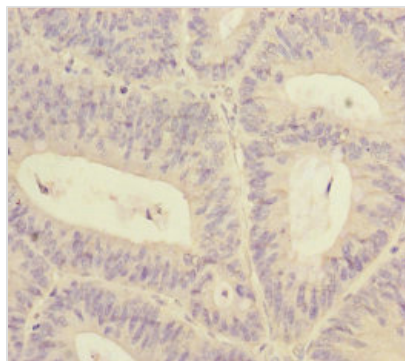
# RBM17 Antibody

<b>Product Code</b>	CSB-PA853432ESR2HU
<b>Storage</b>	Upon receipt, store at -20°C or -80°C. Avoid repeated freeze.
<b>Uniprot No.</b>	Q96I25
<b>Immunogen</b>	Recombinant Human Splicing factor 45 protein (1-240AA)
<b>Raised In</b>	Rabbit
<b>Species Reactivity</b>	Human
<b>Tested Applications</b>	ELISA, WB, IHC; Recommended dilution: WB:1:1000-1:5000, IHC:1:20-1:200
<b>Form</b>	Liquid
<b>Conjugate</b>	Non-conjugated
<b>Storage Buffer</b>	PBS with 0.02% sodium azide, 50% glycerol, pH7.3.
<b>Purification Method</b>	Antigen Affinity Purified
<b>Isotype</b>	IgG
<b>Clonality</b>	Polyclonal
<b>Alias</b>	Splicing factor 45 (45 kDa-splicing factor) (RNA-binding motif protein 17), RBM17, SPF45
<b>Immunogen Species</b>	Homo sapiens (Human)
<b>Research Area</b>	Epigenetics and Nuclear Signaling
<b>Target Names</b>	RBM17

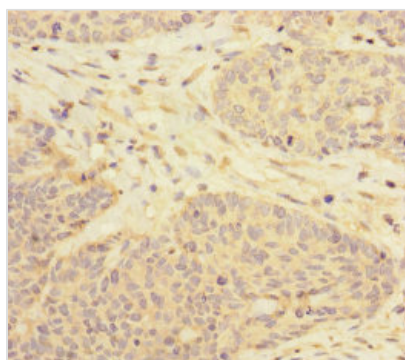
## Image



Western blot  
 All lanes: RBM17 antibody at 2.35µg/ml + U251 whole cell lysate  
 Secondary  
 Goat polyclonal to rabbit IgG at 1/10000 dilution  
 Predicted band size: 45 kDa  
 Observed band size: 45 kDa



Immunohistochemistry of paraffin-embedded human colon cancer using CSB-PA853432ESR2HU at dilution of 1:100



Immunohistochemistry of paraffin-embedded human ovarian cancer using CSB-PA853432ESR2HU at dilution of 1:100

## Usage

For Research Use Only. Not for use in diagnostic or therapeutic procedures.