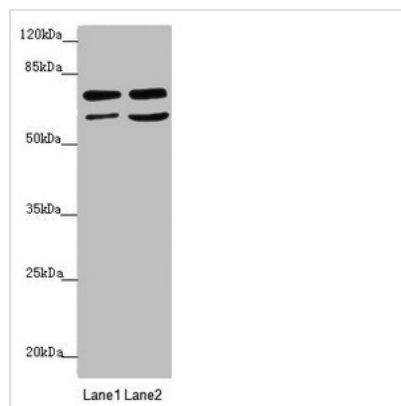




VPS33B Antibody

Product Code	CSB-PA884447ESR2HU
Storage	Upon receipt, store at -20°C or -80°C. Avoid repeated freeze.
Uniprot No.	Q9H267
Immunogen	Recombinant Human Vacuolar protein sorting-associated protein 33B protein (348-617AA)
Raised In	Rabbit
Species Reactivity	Human
Tested Applications	ELISA, WB, IHC; Recommended dilution: WB:1:1000-1:5000, IHC:1:20-1:200
Form	Liquid
Conjugate	Non-conjugated
Storage Buffer	PBS with 0.02% sodium azide, 50% glycerol, pH7.3.
Purification Method	Antigen Affinity Purified
Isotype	IgG
Clonality	Polyclonal
Alias	Vacuolar protein sorting-associated protein 33B (hVPS33B), VPS33B
Immunogen Species	Homo sapiens (Human)
Research Area	Signal Transduction
Target Names	VPS33B

Image



Western blot

All lanes: VPS33B antibody at 2.72µg/ml

Lane 1: Hela whole cell lysate

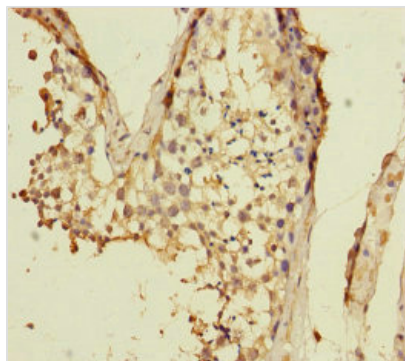
Lane 2: A549 whole cell lysate

Secondary

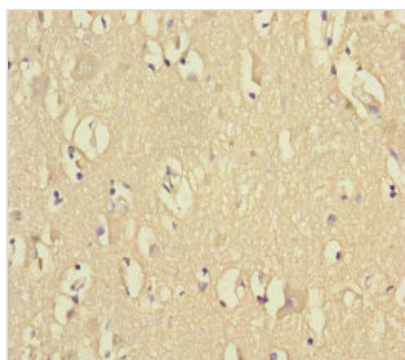
Goat polyclonal to rabbit IgG at 1/10000 dilution

Predicted band size: 71, 61 kDa

Observed band size: 71, 61 kDa



Immunohistochemistry of paraffin-embedded human testis tissue using CSB-PA884447ESR2HU at dilution of 1:100



Immunohistochemistry of paraffin-embedded human brain tissue using CSB-PA884447ESR2HU at dilution of 1:100

Usage

For Research Use Only. Not for use in diagnostic or therapeutic procedures.