




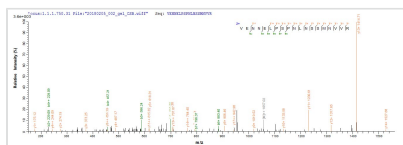
Recombinant Mouse Allergin-1 (Milr1), partial

Product Code	CSB-EP662302MO
Relevance	Immunoglobulin-like receptor which plays an inhibitory role in degranulation of mast cells. Negatively regulates IgE-mediated mast cell activation and suppresses the type I immediate hypersensitivity reaction.
Abbreviation	Recombinant Mouse Milr1 protein, partial
Storage	The shelf life is related to many factors, storage state, buffer ingredients, storage temperature and the stability of the protein itself. Generally, the shelf life of liquid form is 6 months at -20°C/-80°C. The shelf life of lyophilized form is 12 months at -20°C/-80°C.
Uniprot No.	Q3TB92
Product Type	Recombinant Protein
Immunogen Species	Mus musculus (Mouse)
Purity	≥ 85% as determined by SDS-PAGE.
Sequence	ITLQNAAVDCTRVENNELPSPNLNSSMNVVRMGQNVSLSCSTKNTSVDITYSL FWGTKYLESKRRRGGAVIDFHLRISNANESGPYKCKVNVSNLMKYSQDFNFTM AKDESCPSCRLS
Research Area	Others
Source	E.coli
Target Names	Milr1
Protein Names	Allergy inhibitory receptor 1 Mast cell antigen 32 Short name: MCA-32 Short name: Mast cell Ag-32 Mast cell immunoglobulin-like receptor 1 Gm885, Mca32
Expression Region	34-150aa
Notes	Repeated freezing and thawing is not recommended. Store working aliquots at 4°C for up to one week.
Tag Info	N-terminal 10xHis-tagged and C-terminal Myc-tagged
Mol. Weight	20.1 kDa
Protein Length	Extracellular Domain

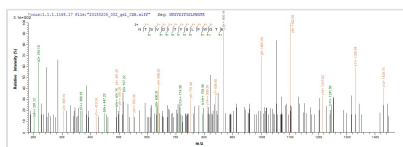
Image



(Tris-Glycine gel) Discontinuous SDS-PAGE (reduced) with 5% enrichment gel and 15% separation gel.



Based on the SEQUEST from database of E.coli host and target protein, the LC-MS/MS Analysis result of CSB-EP662302MO could indicate that this peptide derived from E.coli-expressed Mus musculus (Mouse) Milr1.



Based on the SEQUEST from database of E.coli host and target protein, the LC-MS/MS Analysis result of CSB-EP662302MO could indicate that this peptide derived from E.coli-expressed Mus musculus (Mouse) Milr1.

Reconstitution

We recommend that this vial be briefly centrifuged prior to opening to bring the contents to the bottom. Please reconstitute protein in deionized sterile water to a concentration of 0.1-1.0 mg/mL. We recommend to add 5-50% of glycerol (final concentration) and aliquot for long-term storage at -20°C/-80°C. Our default final concentration of glycerol is 50%. Customers could use it as reference.

Shelf Life

The shelf life is related to many factors, storage state, buffer ingredients, storage temperature and the stability of the protein itself.

Generally, the shelf life of liquid form is 6 months at -20°C/-80°C. The shelf life of lyophilized form is 12 months at -20°C/-80°C.