

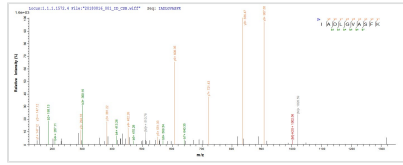


Recombinant Mouse Receptor-interacting serine/threonine-protein kinase 1 (Ripk1)

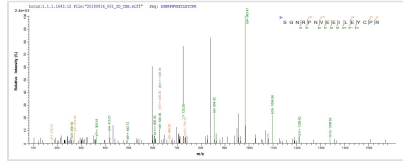
Product Code	CSB-EP720181MO
Abbreviation	Recombinant Mouse Ripk1 protein
Storage	The shelf life is related to many factors, storage state, buffer ingredients, storage temperature and the stability of the protein itself. Generally, the shelf life of liquid form is 6 months at -20°C/-80°C. The shelf life of lyophilized form is 12 months at -20°C/-80°C.
Uniprot No.	Q60855
Storage Buffer	Tris-based buffer,50% glycerol
Product Type	Recombinant Proteins
Immunogen Species	Mus musculus (Mouse)
Purity	Greater than 85% as determined by SDS-PAGE.
Sequence	MQPDMSLDNIKMASSDLLEKTDLDSSGGFGKVS L CYHRSHGFVILKKVYTGP NR AEYNEVLLLEEGKMMHRLRHSRVVKLLGIIIEEGNYS L VMEYMEKGNLMHV LKT QIDVPLSLKGR IIVEAIEGMCYLHDKGVIHKDLK PENILVDRDFHIKIADLGVASF K TWSKLTKEKDNKQKEV SSTTKKNGGTLYYMAPEHLNDINAKPTEKSDVYSF GIVLWAIFAKKEPYENVICTEQFVICIKSGNRPNVEEILEYCPREIISLMERCWQA IPEDRPTFLGIEEEFRPFYLSHFEEYVEEDVASLKKEYPDQSPVLQRMFSLQHD CVPLPPSRSNSEQPGSLHSSQGLQMGPVEESWFSSSPEYPQDENDRSVQAK LQEEASYHAFGIFA EKQTKPQPRQNEAYNREEERKRRVSHDPFAQQRARENI KSAGARGHSDPSTTSRGI AVQQLSWPATQTVWNNGLYNQHGF GTTGTGVWY PPNLSQMYSTYKTPVPETNIPGSTPTMPYFSGPVADDLIKYTIFNSSGIQIGNHN YMDVGLNSQPPNNTCKEESTSRHQ AIFDNTTSLTDEHLNPIRENLGRQWKNC ARKLGF TESQIDEIDHDYERDGLKEKVYQMLQKWL MREGTKGATV GKLAQAL HQCCRIDLLNHLIRASQS
Research Area	Cancer
Source	E.coli
Target Names	Ripk1
Protein Names	Recommended name: Receptor-interacting serine/threonine-protein kinase 1 EC= 2.7.11.1Alternative name(s): Cell death protein RIP Receptor-interacting protein 1 Short name= RIP-1 Serine/threonine-protein kinase RIP
Expression Region	1-656aa
Notes	Repeated freezing and thawing is not recommended. Store working aliquots at 4°C for up to one week.
Tag Info	N-terminal 6xHis-tagged
Mol. Weight	78.90000000000001
Protein Length	Full Length



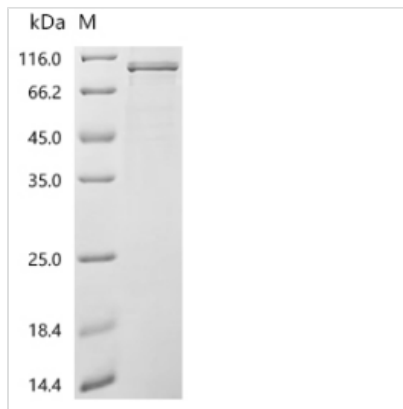
Image



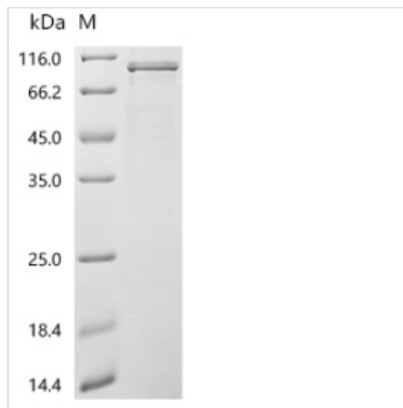
Based on the SEQUEST from database of E.coli host and target protein, the LC-MS/MS Analysis result of CSB-EP720181MO could indicate that this peptide derived from E.coli-expressed Mus musculus (Mouse) Ripk1.



Based on the SEQUEST from database of E.coli host and target protein, the LC-MS/MS Analysis result of CSB-EP720181MO could indicate that this peptide derived from E.coli-expressed Mus musculus (Mouse) Ripk1.



(Tris-Glycine gel) Discontinuous SDS-PAGE (reduced) with 5% enrichment gel and 15% separation gel.



(Tris-Glycine gel) Discontinuous SDS-PAGE (reduced) with 5% enrichment gel and 15% separation gel.

Shelf Life

The shelf life is related to many factors, storage state, buffer ingredients, storage temperature and the stability of the protein itself. Generally, the shelf life of liquid form is 6 months at -20°C/-80°C. The shelf life of lyophilized form is 12 months at -20°C/-80°C.