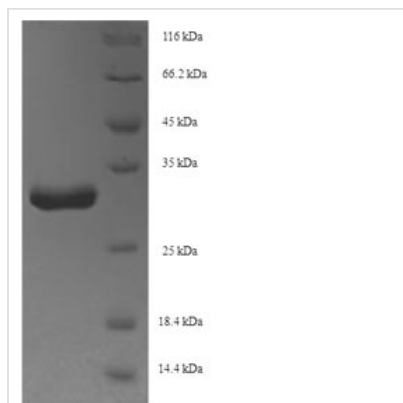


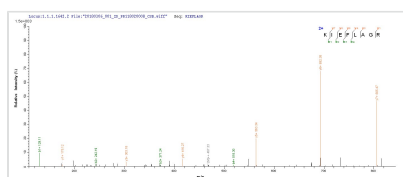


Recombinant Staphylococcus aureus Holo-[acyl-carrier-protein] synthase (acpS)

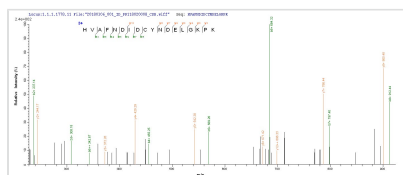
Product Code	CSB-EP740005SKV
Relevance	Transfers the 4'-phosphopantetheine moiety from coenzyme A to a Ser of acyl-carrier-protein.
Abbreviation	Recombinant Staphylococcus aureus acpS protein
Storage	The shelf life is related to many factors, storage state, buffer ingredients, storage temperature and the stability of the protein itself. Generally, the shelf life of liquid form is 6 months at -20°C/-80°C. The shelf life of lyophilized form is 12 months at -20°C/-80°C.
Uniprot No.	Q6GF02
Alias	4'-phosphopantetheinyl transferase AcpS
Product Type	Recombinant Protein
Immunogen Species	Staphylococcus aureus (strain MRSA252)
Purity	≥ 90% as determined by SDS-PAGE.
Sequence	MIHGIGVDLIEIDRIKVLVLYSKQPKLVERILTKNEQHKFNNFTHEQRKIEFLAGRFA TKEAFSKALGTGLGKHVAFNDIDCYNDELGKPKIDYEGFIVHVSISHTEHYAMS QVVLEKSAF
Research Area	Others
Source	E.coli
Target Names	acpS
Expression Region	1-119aa
Notes	Repeated freezing and thawing is not recommended. Store working aliquots at 4°C for up to one week.
Tag Info	N-terminal 6xHis-SUMO-tagged
Mol. Weight	29.6kDa
Protein Length	Full Length
Image	



(Tris-Glycine gel) Discontinuous SDS-PAGE (reduced) with 5% enrichment gel and 15% separation gel.



Based on the SEQUEST from database of E.coli host and target protein, the LC-MS/MS Analysis result of CSB-EP740005SKV could indicate that this peptide derived from E.coli-expressed Staphylococcus aureus (strain MRSA252) acpS.



Based on the SEQUEST from database of E.coli host and target protein, the LC-MS/MS Analysis result of CSB-EP740005SKV could indicate that this peptide derived from E.coli-expressed Staphylococcus aureus (strain MRSA252) acpS.

Reconstitution

We recommend that this vial be briefly centrifuged prior to opening to bring the contents to the bottom. Please reconstitute protein in deionized sterile water to a concentration of 0.1-1.0 mg/mL. We recommend to add 5-50% of glycerol (final concentration) and aliquot for long-term storage at -20°C/-80°C. Our default final concentration of glycerol is 50%. Customers could use it as reference.

Shelf Life

The shelf life is related to many factors, storage state, buffer ingredients, storage temperature and the stability of the protein itself.

Generally, the shelf life of liquid form is 6 months at -20°C/-80°C. The shelf life of lyophilized form is 12 months at -20°C/-80°C.