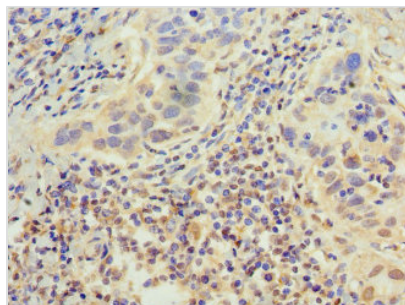




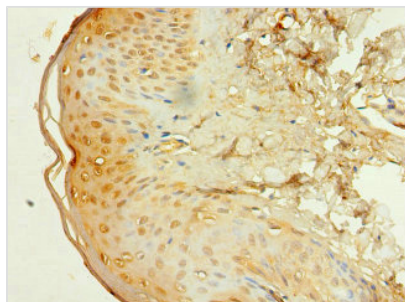
EP300 Antibody

Product Code	CSB-PA007702HA01HU
Storage	Upon receipt, store at -20°C or -80°C. Avoid repeated freeze.
Uniprot No.	Q09472
Immunogen	Recombinant Human Histone acetyltransferase p300 protein (2283-2414AA)
Raised In	Rabbit
Species Reactivity	Human
Tested Applications	ELISA, IHC, IF; Recommended dilution: IHC:1:20-1:200, IF:1:50-1:200
Form	Liquid
Conjugate	Non-conjugated
Storage Buffer	Preservative: 0.03% Proclin 300 Constituents: 50% Glycerol, 0.01M PBS, PH 7.4
Purification Method	>95%, Protein G purified
Isotype	IgG
Clonality	Polyclonal
Alias	Histone acetyltransferase p300 (p300 HAT) (EC 2.3.1.48) (E1A-associated protein p300) (Histone butyryltransferase p300) (EC 2.3.1.-) (Histone crotonyltransferase p300) (EC 2.3.1.-) (Protein propionyltransferase p300) (EC 2.3.1.-), EP300, P300
Immunogen Species	Homo sapiens (Human)
Research Area	Epigenetics and Nuclear Signaling
Target Names	EP300

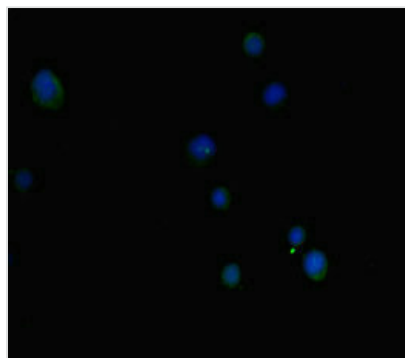
Image



Immunohistochemistry of paraffin-embedded human bladder cancer using CSB-PA007702HA01HU at dilution of 1:100



Immunohistochemistry of paraffin-embedded human skin tissue using CSB-PA007702HA01HU at dilution of 1:100



Immunofluorescent analysis of MCF-7 cells using CSB-PA007702HA01HU at dilution of 1:100 and Alexa Fluor 488-conjugated AffiniPure Goat Anti-Rabbit IgG(H+L)

Usage

For Research Use Only. Not for use in diagnostic or therapeutic procedures.