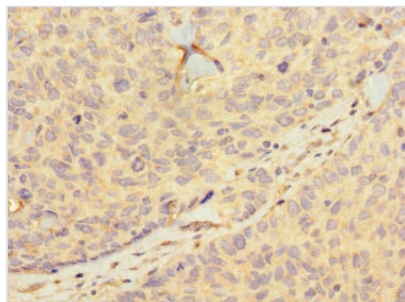




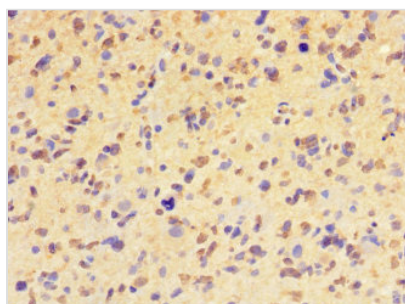
HIST1H2BD Antibody

Product Code	CSB-PA010404LA01HU
Storage	Upon receipt, store at -20°C or -80°C. Avoid repeated freeze.
Uniprot No.	P58876
Immunogen	Recombinant Human Histone H2B type 1-D protein (2-57AA)
Raised In	Rabbit
Species Reactivity	Human
Tested Applications	ELISA, IHC, IF; Recommended dilution: IHC:1:20-1:200, IF:1:50-1:200
Form	Liquid
Conjugate	Non-conjugated
Storage Buffer	Preservative: 0.03% Proclin 300 Constituents: 50% Glycerol, 0.01M PBS, PH 7.4
Purification Method	>95%, Protein G purified
Isotype	IgG
Clonality	Polyclonal
Alias	Histone H2B type 1-D (HIRA-interacting protein 2) (Histone H2B.1 B) (Histone H2B.b) (H2B/b), HIST1H2BD, H2BFB HIRIP2
Immunogen Species	Homo sapiens (Human)
Research Area	Epigenetics and Nuclear Signaling
Target Names	HIST1H2BD

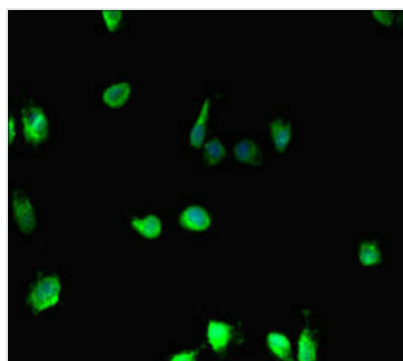
Image



Immunohistochemistry of paraffin-embedded human ovarian cancer using CSB-PA010404LA01HU at dilution of 1:100



Immunohistochemistry of paraffin-embedded human glioma using CSB-PA010404LA01HU at dilution of 1:100



Immunofluorescent analysis of HeLa cells using CSB-PA010404LA01HU at dilution of 1: 100 and Alexa Fluor 488-conjugated AffiniPure Goat Anti-Rabbit IgG(H+L)

Usage

For Research Use Only. Not for use in diagnostic or therapeutic procedures.