




VTN Antibody

Product Code	CSB-PA025944EA01HU
Storage	Upon receipt, store at -20°C or -80°C. Avoid repeated freeze.
Uniprot No.	P04004
Immunogen	Recombinant Human Vitronectin protein (31-105AA)
Raised In	Rabbit
Species Reactivity	Human, Mouse
Tested Applications	ELISA, WB, IHC, IF; Recommended dilution: WB:1:2000-1:5000, IHC:1:20-1:200, IF:1:50-1:200
Form	Liquid
Conjugate	Non-conjugated
Storage Buffer	Preservative: 0.03% Proclin 300 Constituents: 50% Glycerol, 0.01M PBS, PH 7.4
Purification Method	>95%, Protein G purified
Isotype	IgG
Clonality	Polyclonal
Product Type	Polyclonal Antibody
Immunogen Species	Homo sapiens (Human)
Research Area	Cardiovascular
Target Names	VTN

Image



Western Blot

Positive WB detected in: Mouse brain tissue,
Mouse skeletal muscle tissue

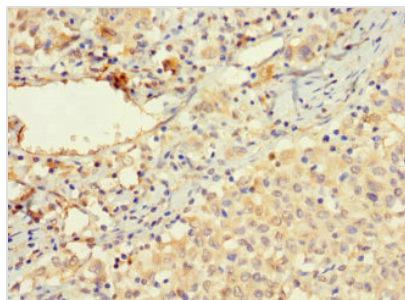
All lanes: VTN antibody at 1:700

Secondary

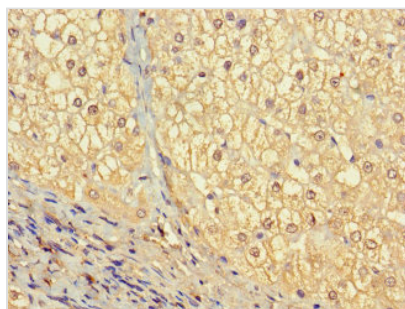
Goat polyclonal to rabbit IgG at 1/50000 dilution

Predicted band size: 55 kDa

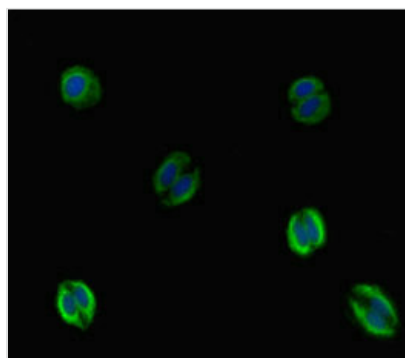
Observed band size: 55, 34 kDa



Immunohistochemistry of paraffin-embedded human lung cancer using CSB-PA025944EA01HU at dilution of 1:100



Immunohistochemistry of paraffin-embedded human liver cancer using CSB-PA025944EA01HU at dilution of 1:100



Immunofluorescent analysis of HepG2 cells using CSB-PA025944EA01HU at dilution of 1:100 and Alexa Fluor 488-conjugated AffiniPure Goat Anti-Rabbit IgG(H+L)

Usage

For Research Use Only. Not for use in diagnostic or therapeutic procedures.