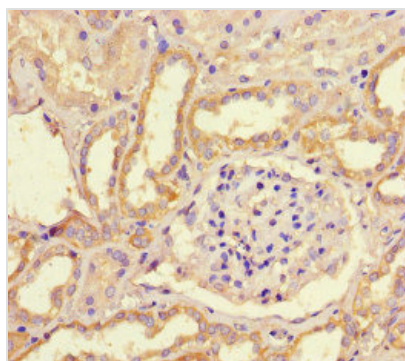




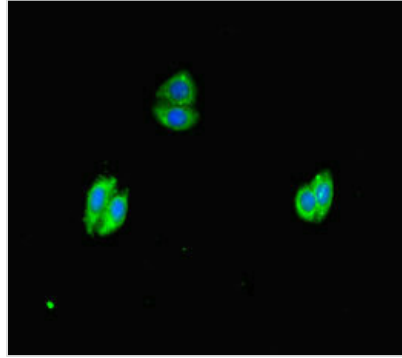
# WNK4 Antibody

<b>Product Code</b>	CSB-PA842690LA01HU
<b>Storage</b>	Upon receipt, store at -20°C or -80°C. Avoid repeated freeze.
<b>Uniprot No.</b>	Q96J92
<b>Immunogen</b>	Recombinant Human Serine/threonine-protein kinase WNK4 protein (828-1106AA)
<b>Raised In</b>	Rabbit
<b>Species Reactivity</b>	Human
<b>Tested Applications</b>	ELISA, IHC, IF; Recommended dilution: IHC:1:20-1:200, IF:1:50-1:200
<b>Form</b>	Liquid
<b>Conjugate</b>	Non-conjugated
<b>Storage Buffer</b>	Preservative: 0.03% Proclin 300 Constituents: 50% Glycerol, 0.01M PBS, PH 7.4
<b>Purification Method</b>	>95%, Protein G purified
<b>Isotype</b>	IgG
<b>Clonality</b>	Polyclonal
<b>Alias</b>	Serine/threonine-protein kinase WNK4 (EC 2.7.11.1) (Protein kinase lysine-deficient 4) (Protein kinase with no lysine 4), WNK4, PRKWINK4
<b>Immunogen Species</b>	Homo sapiens (Human)
<b>Research Area</b>	Signal Transduction
<b>Target Names</b>	WNK4

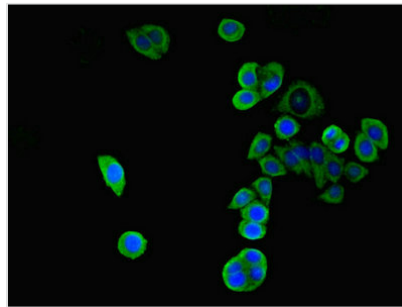
## Image



Immunohistochemistry of paraffin-embedded human kidney tissue using CSB-PA842690LA01HU at dilution of 1:100



Immunofluorescent analysis of HepG2 cells using CSB-PA842690LA01HU at dilution of 1:100 and Alexa Fluor 488-conjugated AffiniPure Goat Anti-Rabbit IgG(H+L)



Immunofluorescent analysis of PC-3 cells using CSB-PA842690LA01HU at dilution of 1:100 and Alexa Fluor 488-conjugated AffiniPure Goat Anti-Rabbit IgG(H+L)

## Usage

For Research Use Only. Not for use in diagnostic or therapeutic procedures.