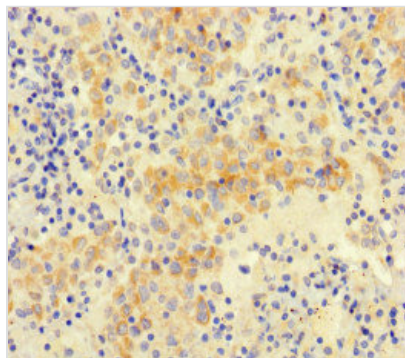




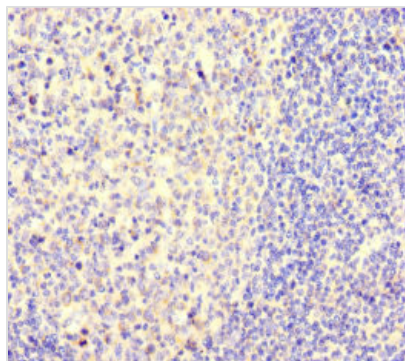
NEO1 Antibody

Product Code	CSB-PA852917LA01HU
Storage	Upon receipt, store at -20°C or -80°C. Avoid repeated freeze.
Uniprot No.	Q92859
Immunogen	Recombinant Human Neogenin protein (414-682AA)
Raised In	Rabbit
Species Reactivity	Human
Tested Applications	ELISA, IHC, IF; Recommended dilution: IHC:1:20-1:200, IF:1:50-1:200
Form	Liquid
Conjugate	Non-conjugated
Storage Buffer	Preservative: 0.03% Proclin 300 Constituents: 50% Glycerol, 0.01M PBS, PH 7.4
Purification Method	>95%, Protein G purified
Isotype	IgG
Clonality	Polyclonal
Alias	Neogenin (Immunoglobulin superfamily DCC subclass member 2), NEO1, IGDC2 NGN
Immunogen Species	Homo sapiens (Human)
Research Area	Neuroscience
Target Names	NEO1

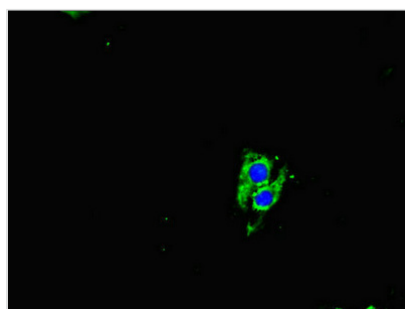
Image



Immunohistochemistry of paraffin-embedded human lung cancer using CSB-PA852917LA01HU at dilution of 1:100



Immunohistochemistry of paraffin-embedded human tonsil tissue using CSB-PA852917LA01HU at dilution of 1:100



Immunofluorescent analysis of Hela cells using CSB-PA852917LA01HU at dilution of 1:100 and Alexa Fluor 488-conjugated AffiniPure Goat Anti-Rabbit IgG(H+L)

Usage

For Research Use Only. Not for use in diagnostic or therapeutic procedures.