SCPEP1 Antibody

Product Code	CSB-PA867189LA01HU
Storage	Upon receipt, store at -20°C or -80°C. Avoid repeated freeze.
Uniprot No.	Q9HB40
Immunogen	Recombinant Human Retinoid-inducible serine carboxypeptidase protein (201-452AA)
Raised In	Rabbit
Species Reactivity	Human, Mouse
Tested Applications	ELISA, WB, IHC; Recommended dilution: WB:1:1000-1:5000, IHC:1:20-1:200
Form	Liquid
Conjugate	Non-conjugated
Storage Buffer	Preservative: 0.03% Proclin 300 Constituents: 50% Glycerol, 0.01M PBS, PH 7.4
Purification Method	>95%, Protein G purified
Isotype	IgG
Clonality	Polyclonal
Alias	Retinoid-inducible serine carboxypeptidase (EC 3.4.16.-) (Serine carboxypeptidase 1), SCPEP1, RISC SCP1
Immunogen Species	Homo sapiens (Human)
Research Area	Cell Biology
Target Names	SCPEP1

Image



Western blot
All lanes: SCPEP1 antibody at 9 µg/ml + Mouse stomach tissue
Secondary
Goat polyclonal to rabbit IgG at 1/10000 dilution
Predicted band size: 51, 33 kDa
Observed band size: 51 kDa

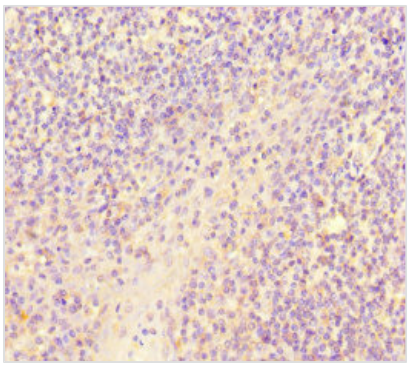

Immunohistochemistry of paraffin-embedded human tonsil tissue using CSB-PA867189LA01HU at dilution of 1:100

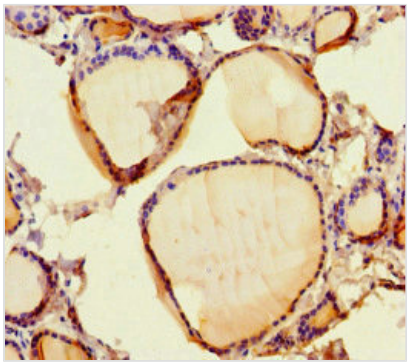

Immunohistochemistry of paraffin-embedded human thyroid tissue using CSB-PA867189LA01HU at dilution of 1:100

Usage

For Research Use Only. Not for use in diagnostic or therapeutic procedures.